

Veneer:

Bookmatch Cherry and Walnut veneers.

Primary Worksurface:

Desk tops are 1.0625" thick shaped on all four sides. Tops have semi-open grain with a rich, lustrous finish. Optional high pressure laminate tops available.

Wire Management:

Wire management is standard in returns, bridge units, credenzas and hutch units.

Drawers:

Engineered composite wood material with mitered corners provides excellent strength and durability. Wood grain patterned drawer sides provide a consistent appearance and are stain resistant and easily cleaned.

Optional hardwood drawer interiors are available at an upcharge. Please contact Customer Service for price quote. To order, specify each item:

MOD - wood drawer interiors (HWD)

File Drawers:

File drawers have full extension, progressive action slides with steel ball bearing suspensions. They accommodate letter or legal filing.

Locking:

Central locking secures all drawers with the turn of a single key. All units are standard shipped keyed alike. Specific key requirements may be specified on the purchase order at the time the order is placed for field installation (ships separately). Removable lock cores allow for re-keying in the field. See page 3 for options and order information.

Filing:

See page 175 for diagrams of all Vantage filing capabilities.

Finish Options:

- (MCC) Crescent Cherry
- (MGC) Grand Cherry
- (MNC) Natural Cherry
- (MLC) Light Cherry
- (CHP) Light Cherry Laminate
- (MSC) Sable/Cherry
- (MFC) Formal Mahogany/Cherry
- (MFP) Formal Mahogany/Cherry Laminate
- (MVC) Vintage Mahogany/Cherry
- (VCP) Vintage Mahogany/Cherry Laminate
- (MFW) Formal Mahogany/Walnut
- (MVW) Vintage Mahogany/Walnut
- (VMP) Vintage Mahogany Laminate
- (MAW) American Walnut
- (MEW) Executive Walnut
- (EWP) Executive Walnut Laminate
- (MLW) Legacy Walnut
- (MSW) Sable/Walnut

Edge:

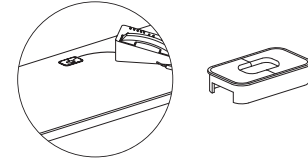


Drawer Pull:



Standard Grommets (factory installed):

Grommets are standard on these secondary worksurfaces: returns, bridge units, credenzas, corner units and hutch units.



overall size 3.375" x 2"

inside dimensions with inserts 1.5" x .75"

inside dimensions without inserts 2.9375" x 1.5"

Optional Worksurface Grommets Location Options (factory installed):

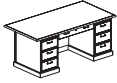
Grommet Location Option:

- G1 No Grommet (standard) - No Upcharge
- G2 Grommet on Right - Add \$55 list
- G3 Grommet in Center - Add \$55 list
- G4 Grommet on Left - Add \$55 list
- G5 Grommets Right and Left - Add \$110 list
- G6 Grommets Right and Center - Add \$110 list
- G7 Grommets Left and Center - Add \$110 list
- G8 Grommets Right, Left, and Center - Add \$164 list

Note: Desk grommets: G1, G2, G4 and G5 only.

Note: Bridges, Returns, Credenzas are standard with G3 center grommet; for other grommet options: Add upcharge of \$55 list for grommets specified in addition to center grommet; i.e. For G5 Right and Left, add \$110 list; for G6 Right and Center, add \$55 list.

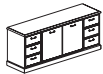
VANTAGE



Double Pedestal Desk

- 2 box drawers
- 2 file drawers (letter or legal)
- Center drawer
- Central locking system
- Pull-out writing slides
- Adjustable levelers
- 7" overhang
- 29" x 66" Chassis
- 32.375" kneespace
- **Specify finish; and**
- **Specify moulding option**
(NF) No Moulding (standard) - No Upcharge
(NG) With Moulding - Add \$170 list
- **Specify grommet option**
(G1) No Grommet (standard) - No Upcharge
(G2) Right - Add \$55 list
(G4) Left - Add \$55 list
(G5) Right and Left - Add \$110 list

36-7236DP **\$3,131** LIST
72" x 36" x 29.75"
LBS: 299 · CU FT: 53

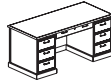


Door Credenza

- 2 box drawers
- 2 file drawers (letter or legal)
- Locking pedestals
- Adjustable levelers
- **Specify finish**
- **Specify moulding option**
(NF) No Moulding (standard) - No Upcharge
(NG) With Moulding - Add \$117 list

72"
36-7220CRD **\$2,757** LIST
72" x 20" x 29.75"
LBS: 244 · CU FT: 30

66"
36-6620CRD **\$2,686** LIST
66" x 20" x 29.75"
LBS: 233 · CU FT: 28

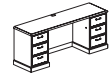


Double Pedestal Desk

- 2 box drawers
- 2 file drawers (letter or legal)
- Center drawer
- Central locking system
- Pull-out writing slides
- Adjustable levelers
- **Specify finish; and**
- **Specify moulding option**
(NF) No Moulding (standard) - No Upcharge
(NG) With Moulding - Add \$170 list
- **Specify grommet option**
(G1) No Grommet (standard) - No Upcharge
(G2) Right - Add \$55 list
(G4) Left - Add \$55 list
(G5) Right and Left - Add \$110 list

66" (32.375" kneespace, 29" x 66" chassis)
36-6630DP **\$3,015** LIST
66" x 30" x 29.75"
LBS: 286 · CU FT: 42

60" (26.375" kneespace, 29" x 60" chassis)
36-6030DP **\$2,943** LIST
60" x 30" x 29.75"
LBS: 267 · CU FT: 37



Kneespace Credenza

- 2 box drawers
- 2 file drawers (letter or legal)
- Locking pedestals
- G3 center grommet standard; optional grommets available (see p. 159)
- Adjustable levelers
- **Specify finish**
- **Specify moulding option**
(NF) No Moulding (standard) - No Upcharge
(NG) With Moulding - Add \$117 list

72" (38.375" kneespace)
36-7220CR **\$2,421** LIST
72" x 20" x 29.75"
LBS: 215 · CU FT: 30

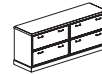
66" (32.375" kneespace)
36-6620CR **\$2,346** LIST
66" x 20" x 29.75"
LBS: 204 · CU FT: 28



Table Desk (shown with straight leg)

- 22"d locking center drawer
- Pencil tray
- Shipped KD
- Adjustable levelers
- **Specify finish; and**
- **Specify leg option**
(MY) Straight Legs (standard) - No Upcharge
(MZ) Cabriole Legs with Ball and Claw Feet - Add \$1,100 list

36-7236TD **\$1,842** LIST
72" x 36" x 29.75"
LBS: 148 · CU FT: 12

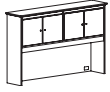


Lateral File Credenza

- 4 lateral file drawers (letter or legal)
- Central locking with anti-tilt mechanism
- 2 locks
- Adjustable levelers
- **Specify finish**
- **Specify moulding option**
(NF) No Moulding (standard) - No Upcharge
(NG) With Moulding - Add \$117 list

72"
36-7220CLF **\$3,101** LIST
72" x 20" x 29.75"
LBS: 281 · CU FT: 30

VANTAGE



Highback Organizer

- 4 hinged doors
- Wire management
- Unfinished back
- Optional task lights (see p. 169)
- 20.0625" clearance
- **Specify finish; and**
- **Specify back option**
(LW) Unfinished (standard) - No Upcharge
(LX) Finished - Add \$212 list

36-6843HD **\$2,118** LIST

71.75" x 15.25" x 43"
LBS: 205 · CU FT: 34



Tackboard

- Use with 36-6843HD
- **Specify grade/fabric**
Note: Priced in Grade 1 fabrics. Add \$38 list price per grade above Grade 1.
- COM is 2 yds.

FT1032 **\$299** LIST

65" W x 18.25" H
LBS: 10 · CU FT: 2



Lateral File

- Letter or legal filing
- Central locking with anti-tilt mechanism
- Adjustable levelers
- **Specify finish; and**
- **Specify back option**
(LW) Unfinished (standard) - No Upcharge
(LX) Finished -
For 36-3655LFC - Add \$276 list
For 36-3620LFC - Add \$160 list

53-3125" (4 drawers)

36-3655LFC **\$2,757** LIST

36" x 20" x 53.3125"
LBS: 232 · CU FT: 27

29.75" (2 drawers)

36-3620LFC **\$1,596** LIST

36" x 20" x 29.75"
LBS: 146 · CU FT: 16



Door Cabinet

- 1 adjustable shelf
- 1 stationary shelf
- Locking doors
- Adjustable levelers
- **Specify finish**

36-3620DC **\$1,257** LIST

36" x 20" x 29.75"
LBS: 138 · CU FT: 16



Bookcase

- Finished back
- Adjustable levelers
- **Specify finish**

60.5" (2 adjustable shelves, 2 stationary shelves)

36-60BC **\$1,830** LIST

36.75" x 14.375" x 60.5"
LBS: 133 · CU FT: 21

48.5" (2 adjustable shelves, 1 stationary shelf)

36-48BC **\$1,439** LIST

36.75" x 14.375" x 48.5"
LBS: 110 · CU FT: 19



Bookcase Organizer

- 1 adjustable shelf
- 1 stationary shelf
- Finished back
- Use with 36-3620LFC
- **Specify finish**

36-43BC **\$945** LIST

36" x 13" x 43"
LBS: 70 · CU FT: 14

VANTAGE



Work Table

- Top adjusts to computer or typing height
- Accommodates printer
- Universal profile on top edges
- Aperture in rear top for paper feed
- 12" shelf
- Wire management capabilities
- Adjustable levelers
- Optional casters available
- **Specify finish**

36-3625WT

\$1,076 LIST

37" X 25" X 29.5"

LBS: 107 · CU FT: 18

Optional Casters

OC (SET OF 4)

\$55 LIST

VANTAGE

How to order U's and L's:

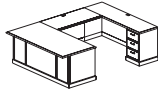
You can build a multitude of U's and L's by simply specifying the components needed such as desks, bridges, returns and credenzas. We offer these components individually so specifiers can select the exact shape and size needed.

U's:

To build a U, select a single pedestal desk with a bridge and a single pedestal credenza. Right U's require a left pedestal desk with right pedestal credenza (bridge in between). Left U's require a right pedestal desk with a left pedestal credenza (bridge in between).

L's:

To build an L, select a single pedestal desk and a return. Right L's require a left pedestal desk with right pedestal return. Left L's require a right pedestal desk with a left pedestal return.



Example of a Right U

72" x 104" x 29.75"

LBS: 500 · CU FT: 88

Desk:

- 1 box drawer
- 1 file drawer (letter or legal)
- Center drawer
- Central locking system
- Pull-out writing slide
- Adjustable levelers
- 30.75" kneespace
- **Specify finish; and**
- **Specify moulding option**
(NF) No Moulding (standard) - No Upcharge
(NG) With Moulding - Add \$170 list
- **Specify grommet option**
(G1) No Grommet (standard) - No Upcharge
(G2) Right - Add \$55 list
(G4) Left - Add \$55 list
(G5) Right and Left - Add \$110 list

36-7236LPD

\$2,754 LIST

72" x 36" x 29.75"

LBS: 251 · CU FT: 53

Bridge:

- G3 center grommet standard; optional grommets available (see p. 159)
- Adjustable levelers
- **Specify finish; and**
- **Specify moulding option**
(NF) No Moulding (standard) - No Upcharge
(NG) With Moulding - Add \$142 list

36-2448BR

\$982 LIST

24" x 48" x 29.75"

LBS: 73 · CU FT: 5

Credenza:

- 1 box drawer
- 1 file drawer (letter or legal)
- Locking pedestal
- G3 center grommet standard; optional grommets available (see p. 159)
- Adjustable levelers
- 30.75" kneespace
- **Specify finish; and**
- **Specify moulding option**
(NF) No Moulding (standard) - No Upcharge
(NG) With Moulding - Add \$117 list

36-7220CRR

\$2,118 LIST

72" x 20" x 29.75"

LBS: 176 · CU FT: 30



Example of a Right L

72" x 84" x 29.75"

LBS: 385 · CU FT: 78

Desk:

- 1 box drawer
- 1 file drawer (letter or legal)
- Center drawer
- Central locking system
- Pull-out writing slide
- Adjustable levelers
- 30.75" kneespace
- **Specify finish; and**
- **Specify moulding option**
(NF) No Moulding (standard) - No Upcharge
(NG) With Moulding - Add \$170 list
- **Specify grommet option**
(G1) No Grommet (standard) - No Upcharge
(G2) Right - Add \$55 list
(G4) Left - Add \$55 list
(G5) Right and Left - Add \$110 list

36-7236LPD

\$2,754 LIST

72" x 36" x 29.75"

LBS: 251 · CU FT: 53

Return:

- 1 box drawer
- 1 file drawer (letter or legal)
- Locking pedestal
- G3 center grommet standard; optional grommets available (see p. 159)
- Adjustable levelers
- **Specify finish; and**
- **Specify moulding option**
(NF) No Moulding (standard) - No Upcharge
(NG) With Moulding - Add \$99 list

36-2448RPR

\$1,588 LIST

24" x 48" x 29.75"

LBS: 134 · CU FT: 25

VANTAGE



72" Desk

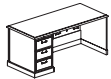
- 1 box drawer
- 1 file drawer (letter or legal)
- Center drawer
- Central locking system
- Pull-out writing slide
- Adjustable levelers
- 30.75" kneespace
- **Specify finish; and**
- **Specify moulding option**
(NF) No Moulding (standard) - No Upcharge
(NG) With Moulding - Add \$170 list
- **Specify grommet option**
(G1) No Grommet (standard) - No Upcharge
(G2) Right - Add \$55 list
(G4) Left - Add \$55 list
(G5) Right and Left - Add \$110 list

Left

36-7236LPD (shown) **\$2,754** LIST
72" x 36" x 29.75"
LBS: 251 • CU FT: 53

Right

36-7236RPD **\$2,754** LIST
72" x 36" x 29.75"
LBS: 251 • CU FT: 53



66" Desk

- 1 box drawer
- 1 file drawer (letter or legal)
- Center drawer
- Central locking system
- Pull-out writing slide
- Adjustable levelers
- 24.875" kneespace
- **Specify finish; and**
- **Specify moulding option**
(NF) No Moulding (standard) - No Upcharge
(NG) With Moulding - Add \$170 list
- **Specify grommet option**
(G1) No Grommet (standard) - No Upcharge
(G2) Right - Add \$55 list
(G4) Left - Add \$55 list
(G5) Right and Left - Add \$110 list

Left

36-6630LPD (shown) **\$2,622** LIST
66" x 30" x 29.75"
LBS: 224 • CU FT: 42

Right

36-6630RPD **\$2,622** LIST
66" x 30" x 29.75"
LBS: 224 • CU FT: 42



Return

- 1 box drawer
- 1 file drawer (letter or legal)
- Locking pedestal
- G3 center grommet standard; optional grommets available (see p. 159)
- Adjustable levelers
- **Specify finish; and**
- **Specify moulding option**
(NF) No Moulding (standard) - No Upcharge
(NG) With Moulding - Add \$99 list

Left

36-2448LPR (shown) **\$1,588** LIST
24" x 48" x 29.75"
LBS: 134 • CU FT: 25

Right

36-2448RPR **\$1,588** LIST
24" x 48" x 29.75"
LBS: 134 • CU FT: 25



Return

- 1 box drawer
- 1 file drawer (letter or legal)
- Locking pedestal
- G3 center grommet standard; optional grommets available (see p. 159)
- Adjustable levelers
- **Specify finish; and**
- **Specify moulding option**
(NF) No Moulding (standard) - No Upcharge
(NG) With Moulding - Add \$99 list

Left

36-2442LPR (shown) **\$1,533** LIST
24" x 42" x 29.75"
LBS: 128 • CU FT: 22

Right

36-2442RPR **\$1,533** LIST
24" x 42" x 29.75"
LBS: 128 • CU FT: 22



Bridge

- G3 center grommet standard; optional grommets available (see p. 159)
- Adjustable levelers
- **Specify finish; and**
- **Specify moulding option**
(NF) No Moulding (standard) - No Upcharge
(NG) With Moulding - Add \$142 list

36-2448BR **\$982** LIST
24" x 48" x 29.75"
LBS: 73 • CU FT: 5

36-2442BR **\$938** LIST
24" x 42" x 29.75"
LBS: 68 • CU FT: 4



72" Credenza

- 1 box drawer
- 1 file drawer (letter or legal)
- Locking pedestal
- G3 center grommet standard; optional grommets available (see p. 159)
- Adjustable levelers
- 30.75" kneespace
- **Specify finish; and**
- **Specify moulding option**
(NF) No Moulding (standard) - No Upcharge
(NG) With Moulding - Add \$117 list

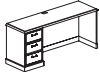
Left

36-7220CRL (shown) **\$2,118** LIST
72" x 20" x 29.75"
LBS: 176 • CU FT: 30

Right

36-7220CRR **\$2,118** LIST
72" x 20" x 29.75"
LBS: 176 • CU FT: 30

VANTAGE



66" Credenza

- 1 box drawer
- 1 file drawer (letter or legal)
- Locking pedestal
- G3 center grommet standard; optional grommets available (see p. 159)
- Adjustable levelers
- 24.875" kneespace
- **Specify finish; and**
- **Specify moulding option**
(NF) No Moulding (standard) - No Upcharge
(NG) With Moulding - Add \$117 list

Left

36-6620CRL (shown) **\$2,002** LIST
66" x 20" x 29.75"
LBS: 165 • CU FT: 28

Right

36-6620CRR **\$2,002** LIST
66" x 20" x 29.75"
LBS: 165 • CU FT: 28



Credenza

- 2 lateral file drawers (letter or legal)
- Locking pedestal
- G3 center grommet standard; optional grommets available (see p. 159)
- Adjustable levelers
- 13.5625" kneespace
- **Specify finish; and**
- **Specify moulding option**
(NF) No Moulding (standard) - No Upcharge
(NG) With Moulding - Add \$117 list

Left

36-7220CRLL (shown) **\$2,365** LIST
72" x 20" x 29.75"
LBS: 216 • CU FT: 30

Right

36-7220CRR **\$2,365** LIST
72" x 20" x 29.75"
LBS: 216 • CU FT: 30



1.1875" Thick Round Conference Top

- Round top
- 1 piece top
- 1 base required
- **Specify finish; and**
- **Specify power cutout**
Options are for cutout opening only. Grommets and power supplies must be ordered separately. See page 174.
(QR) No Power Cutout
To order power cutout, select location. See page 173.

48" (seats 4-5)

36-48RT **\$2,102** LIST
48" DIAMETER X 1.1875" H
LBS: 75 • CU FT: 7

42" (seats 4)

36-42RT **\$1,715** LIST
42" DIAMETER X 1.1875" H
LBS: 60 • CU FT: 5

36" (seats 3-4)

36-36RT **\$1,560** LIST
36" DIAMETER X 1.1875" H
LBS: 45 • CU FT: 4



1.1875" Thick Racetrack Conference Top

- Racetrack top
- **Specify finish; and**
- **Specify power cutout**
Options are for cutout opening only. Grommets and power supplies must be ordered separately. See page 174.
(QR) No Power Cutout
To order power cutout, select location. See page 173.

144" (2 piece top, 3 bases required, seats 12)

36-14448AT **\$6,039** LIST
144" x 48" x 1.1875"
LBS: 274 • CU FT: 24

120" (2 piece top, 3 bases required, seats 10)

36-12048AT **\$4,874** LIST
120" x 48" x 1.1875"
LBS: 224 • CU FT: 20

96" (1 piece top, 2 bases required, seats 8)

36-9642AT **\$3,780** LIST
96" x 42" x 1.1875"
LBS: 152 • CU FT: 13

72" (1 piece top, 2 bases required, seats 6)

36-7236AT **\$2,415** LIST
72" x 36" x 1.1875"
LBS: 105 • CU FT: 9



1.1875" Thick Rectangular Conference Top

- Rectangular top
- **Specify finish; and**
- **Specify power cutout**
Options are for cutout opening only. Grommets and power supplies must be ordered separately. See page 174.
(QR) No Power Cutout
To order power cutout, select location. See page 173.

144" (2 piece top, 3 bases required, seats 12)

36-14448RT-19 **\$5,571** LIST
144" x 48" x 1.1875"
LBS: 284 • CU FT: 24

120" (2 piece top, 3 bases required, seats 10)

36-12048RT-19 **\$4,874** LIST
120" x 48" x 1.1875"
LBS: 234 • CU FT: 20

96" (1 piece top, 2 bases required, seats 8)

36-9642RT-19 **\$2,843** LIST
96" x 42" x 1.1875"
LBS: 157 • CU FT: 13

72" (1 piece top, 2 bases required, seats 6)

36-7236RT-19 **\$1,948** LIST
72" x 36" x 1.1875"
LBS: 114 • CU FT: 9



3.75" Thick Rectangular Conference Top

- Rectangular top
- **Specify finish; and**
- **Specify power cutout**
Options are for cutout opening only. Grommets and power supplies must be ordered separately. See page 174.
(QR) No Power Cutout
To order power cutout, select location. See page 173.

144" (2 piece top, 3 bases required, seats 12)

36-14448RT-20 **\$6,236** LIST
144" x 48" x 3.75"
LBS: 294 • CU FT: 24

120" (2 piece top, 3 bases required, seats 10)

36-12048RT-20 **\$5,338** LIST
120" x 48" x 3.75"
LBS: 243 • CU FT: 20

96" (1 piece top, 2 bases required, seats 8)

36-9642RT-20 **\$3,427** LIST
96" x 42" x 3.75"
LBS: 168 • CU FT: 13

72" (1 piece top, 2 bases required, seats 6)

36-7236RT-20 **\$2,224** LIST
72" x 36" x 3.75"
LBS: 122 • CU FT: 9

VANTAGE



1.1875" Thick Boat Shape Conference Top

- Boat shape top
 - **Specify finish; and**
 - **Specify power cutout**
- Options are for cutout opening only. Grommets and power supplies must be ordered separately. See page 174.
(QR) No Power Cutout
To order power cutout, select location.
See page 173.

144" (2 piece top, 3 bases required, seats 12)

36-14448BT-19 **\$6,039** LIST
144" x 48" x 1.1875"
LBS: 278 • CU FT: 24

120" (2 piece top, 3 bases required, seats 10)

36-12048BT-19 **\$5,392** LIST
120" x 48" x 1.1875"
LBS: 228 • CU FT: 20

96" (1 piece top, 2 bases required, seats 8)

36-9642BT-19 **\$3,896** LIST
96" x 42" x 1.1875"
LBS: 154 • CU FT: 13



3.75" Thick Boat Shape Conference Top

- Boat shape top
 - **Specify finish; and**
 - **Specify power cutout**
- Options are for cutout opening only. Grommets and power supplies must be ordered separately. See page 174.
(QR) No Power Cutout
To order power cutout, select location.
See page 173.

144" (2 piece top, 3 bases required, seats 12)

36-14448BT-20 **\$6,698** LIST
144" x 48" x 3.75"
LBS: 288 • CU FT: 24

120" (2 piece top, 3 bases required, seats 10)

36-12048BT-20 **\$5,844** LIST
120" x 48" x 3.75"
LBS: 238 • CU FT: 20

96" (1 piece top, 2 bases required, seats 8)

36-9642BT-20 **\$4,400** LIST
96" x 42" x 3.75"
LBS: 162 • CU FT: 13



Panel Base

- Panel base
- Adjustable levelers
- Arm clearance
- 1.1875" top - 28.75"
- 3.75" top - 26.25"
- **Specify finish**

24"

PB-24 **\$319** LIST
(Use with 8', 10', & 12' tops)
24" x 2.0625" x 28.75"
LBS: 42 • CU FT: 5

21"

PB-21 **\$319** LIST
(Use with 6' tops)
21" x 2.0625" x 28.75"
LBS: 37 • CU FT: 5



Square Base

- Column base
- Full access door
- Adjustable levelers
- Arm clearance
- 1.1875" top - 28.75"
- 3.75" top - 26.25"
- **Specify finish**

20"

SB-20 **\$996** LIST
(Use with 42" and 48" tops)
20" x 20" x 28.75"
LBS: 59 • CU FT: 20

16"

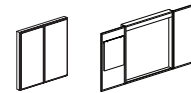
SB-16 **\$969** LIST
(Use with 36" tops)
16" x 16" x 28.75"
LBS: 40 • CU FT: 10



Queen Anne Base

- Queen Anne base
- Adjustable levelers
- Arm clearance
- 1.1875" top - 28.75"
- 3.75" top - 26.25"
- **Specify finish**

QB-36 **\$1,215** LIST
36" x 36" x 28.75"
LBS: 40 • CU FT: 15



Visual Board

- Fabric tackboard
 - Flip chart
 - Display rail with adjustable hooks for flip chart
 - Non-glare marker board
 - Set of 4 dry markers & eraser
 - Projection screen valance
 - Ledge for eraser and marker storage
 - **Specify finish; and**
 - **Specify grade/fabric**
- Note: Priced in Grade 1 fabrics. Add \$38 list price per grade above Grade 1.
• COM is 1.5 yds.
- **Specify projection screen option**
(QM) No projection screen (standard)
(QP) 40" x 40" projection screen - Add \$161 list

36-4848VP **\$2,564** LIST
48" x 5.25" x 48"
LBS: 132 • CU FT: 12