

Veneer:

Bookmatched cherry, maple and walnut veneers.

Primary Worksurface:

Desk tops are 1.125" thick with solid hardwood rims shaped on all four sides. Durable, scratch-resistant matte finish on all units. Optional high pressure laminate tops available.

Hardware Options:

Four drawer pull designs in Black and Satin Nickel or select Finger Grip option.

Edge Options:

Four top edge designs consisting of Radius, Reed, Bevel and Sway.

Wire Management:

Wire management is standard in returns, bridge units, credenzas, corner units and hutch units.

Drawers:

Engineered composite wood material with mitered corners provides excellent strength and durability. Wood grain patterned drawer sides provide a consistent appearance and are stain resistant and easily cleaned.

Optional hardwood drawer interiors are available at an upcharge. Please contact Customer Service for price quote. To order, specify each item:

MOD - wood drawer interiors (HWD)

File Drawers:

File drawers have full extension, progressive action slides with steel ball bearing suspensions.

Locking:

Pedestal locks secure all drawers with the turn of a single key. All units are standard shipped keyed alike. Specific key requirements may be specified on the purchase order at the time the order is placed for field installation (ships separately). Removable lock cores allow for re-keying in the field. See page 3 for options and order information.

Go:

Smart GO items are scheduled to be delivered on or before 12 business days and are available with all edges, all hardware, straight grain veneers only, wood doors only, and in all cherry and walnut finishes. Finished back option not available on GO. (FS) Straight modesty option not available on GO. Fiddleback veneer option not available on GO. Standard grommets only are available on GO. When ordering GO items, be sure to designate these items with a GO in front of the model number.

Filing:

See page 175 for diagrams of all Smart filing capabilities.

Finish Options:

- (MCC) Crescent Cherry GO
- (MGC) Grand Cherry GO
- (MLC) Light Cherry GO
- (CHP) Light Cherry Laminate
- (MNC) Natural Cherry GO
- (MFC) Formal Mahogany/Cherry GO
- (MFP) Formal Mahogany/Cherry Laminate
- (MVC) Vintage Mahogany/Cherry GO
- (VCP) Vintage Mahogany/Cherry Laminate
- (MSC) Sable/Cherry GO
- (MFW) Formal Mahogany/Walnut GO
- (MVW) Vintage Mahogany/Walnut GO
- (VMP) Vintage Mahogany/Walnut Laminate
- (MAW) American Walnut GO
- (MEW) Executive Walnut GO
- (EWP) Executive Walnut Laminate
- (MLW) Legacy Walnut GO
- (MSW) Sable/Walnut GO
- (MHM) Honey Maple
- (MNM) Natural Maple
- (MLM) Light Maple (5% upcharge)
- (LMP) Light Maple Laminate (5% upcharge)

Edge Options:



(DS) Reed GO



(DU) Radius GO



(VV) Bevel GO

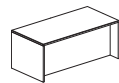


(EZ) Sway GO

Modesty Options:



(GM) Arched



(FS) Straight

Drawer Pull Options:

(CD) Finger Grip



(CJ) Curved Black GO

(CK) Curved Satin Nickel GO



(CL) Luxe Black GO

(CM) Luxe Satin Nickel GO



(CN) Triangle Black GO

(CP) Triangle Satin Nickel GO

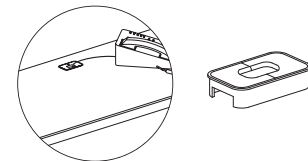


(CQ) Taper Black GO

(CR) Taper Satin Nickel GO

Standard Grommets (factory installed):

Grommets are standard on these secondary worksurfaces: returns, bridge units, credenzas, corner units and hutch units.



overall size 3.375" x 2"

inside dimensions with inserts 1.5" x .75"

inside dimensions without inserts 2.9375" x 1.5"

Optional Worksurface Grommets Location Options (factory installed):

- G1 No Grommet (standard)- No Upcharge
- G2 Grommet on Right - Add \$55 list
- G3 Grommet in Center - Add \$55 list
- G4 Grommet on Left - Add \$55 list
- G5 Grommets Right and Left - Add \$110 list
- G6 Grommets Right and Center - Add \$110 list
- G7 Grommets Left and Center - Add \$110 list
- G8 Grommets Right, Left, and Center - Add \$164 list

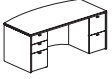
Note: Desk grommets: G1, G2, G4 and G5 only.

Note: Bridges, Returns, Credenzas are standard with G3 center grommet; for other grommet options: Add upcharge of \$55 list for grommets specified in addition to center grommet; i.e. For G5 Right and Left, add \$110 list; for G6 Right and Center, add \$55 list.

Grommet color will match drawer pull color. For Bullet and P-Tables, Bridges, Corner Units, Desk Shell, Credenza Shell and Modular Cabinet Tops, specify grommet color:

Grommet Color:

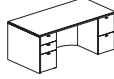
- G1 No Grommet
- LJ Black
- LK Satin Nickel



Bow Shaped Double Pedestal Desk

- Bow shaped top
- 29.8125" end panel
- 2 box drawers
- 3 file drawers (letter or legal)
- Locking pedestals
- Adjustable levelers
- Optional center drawer available (see p. 92)
- **Specify finish, edge, pull; and**
- **Specify modesty option**
(GM) Arched (standard) - No Upcharge
(FS) Straight - No Upcharge
- **Specify worksurface / drawer face veneer option**
(JP) Straight Grain (standard) - No Upcharge
(JQ) Fiddleback (maple finishes only) - Add \$396 list
(JR) High Figured Veneer (cherry, mahogany and walnut finishes only) - Add \$396 list
- **Specify grommet option**
(G1) No Grommet (standard) - No Upcharge
(G2) Right - Add \$55 list
(G4) Left - Add \$55 list
(G5) Right and Left - Add \$110 list
- **Specify grommet color**
(G1) No Grommet (standard)
(LJ) Black
(LK) Satin Nickel

17-7236DPB2 © **\$3,446** LIST
71.8125" x 35.8125" x 29.9375"
LBS: 386 · CU FT: 54



Double Pedestal Desk

- 2 box drawers
- 3 file drawers (letter or legal)
- Locking pedestals
- Adjustable levelers
- Optional center drawer available (see p. 92)
- **Specify finish, edge, pull; and**
- **Specify modesty option**
(GM) Arched (standard) - No Upcharge
(FS) Straight - No Upcharge
- **Specify worksurface / drawer face veneer option**
(JP) Straight Grain (standard) - No Upcharge
(JQ) Fiddleback (maple finishes only) - Add \$396 list
(JR) High Figured Veneer (cherry, mahogany and walnut finishes only) - Add \$396 list
- **Specify grommet option**
(G1) No Grommet (standard) - No Upcharge
(G2) Right - Add \$55 list
(G4) Left - Add \$55 list
(G5) Right and Left - Add \$110 list
- **Specify grommet color**
(G1) No Grommet (standard)
(LJ) Black
(LK) Satin Nickel

71.8125"
17-7236DP2 © **\$2,875** LIST
71.8125" x 35.8125" x 29.9375"
LBS: 381 · CU FT: 54

65.8125"
17-6630DP2 **\$2,764** LIST
65.8125" x 29.8125" x 29.9375"
LBS: 298 · CU FT: 42



Table Desk

- Frosted acrylic modesty
- Adjustable levelers
- Optional center drawer available (see p. 92)
- **Specify finish, edge; and**
- **Specify worksurface veneer option**
(JP) Straight Grain (standard) - No Upcharge
(JQ) Fiddleback (maple finishes only) - Add \$311 list
(JR) High Figured Veneer (cherry, mahogany and walnut finishes only) - Add \$311 list

17-7236TD **\$2,595** LIST
71.8125" x 35.8125" x 29.9375"
LBS: 220 · CU FT: 54



P-Table with End

- P-shaped top
- 34" flat end
- 1 end panel
- 10" modesty panel
- Cannot be used as a freestanding unit
- Adjustable levelers
- Ships KD
- Optional center drawer available (see p. 92)
- **Specify finish, edge; and**
- **Specify worksurface veneer option**
(JP) Straight Grain (standard) - No Upcharge
(JQ) Fiddleback (maple finishes only) - Add \$283 list
(JR) High Figured Veneer (cherry, mahogany and walnut finishes only) - Add \$283 list
- **Specify base**
(MV) Satin Nickel Cylinder (standard) - No Upcharge
(MP) 4" Diameter Black Metal Cylinder - Add \$44 list
- **Specify grommet option**
(G1) No Grommet (standard) - No Upcharge
(KP) Grommet - Add \$55 list
- **Specify grommet color**
(G1) No Grommet (standard)
(LJ) Black
(LK) Satin Nickel

Left

17-7242EPTL (shown) **\$2,788** LIST
71.8125" x 42" x 29.9375"
LBS: 170 · CU FT: 18

Right

17-7242EPTR **\$2,788** LIST
71.8125" x 42" x 29.9375"
LBS: 170 · CU FT: 18



Bullet Table with End

- Bullet shaped top
- 1 end panel
- 10" modesty panel
- Cannot be used as a freestanding unit
- Adjustable levelers
- Ships KD
- Optional center drawer available (see p. 92)
- **Specify finish, edge; and**
- **Specify worksurface veneer option**
(JP) Straight Grain (standard) - No Upcharge
(JQ) Fiddleback (maple finishes only) - Add \$283 list
(JR) High Figured Veneer (cherry, mahogany and walnut finishes only) - Add \$283 list
- **Specify base**
(MV) Satin Nickel Cylinder (standard) - No Upcharge
(MP) 4" Diameter Black Metal Cylinder - Add \$44 list
- **Specify grommet option**
(G1) No Grommet (standard) - No Upcharge
(KP) Grommet - Add \$55 list
- **Specify grommet color**
(G1) No Grommet (standard)
(LJ) Black
(LK) Satin Nickel

Left (end panel on right)

71.8125"
17-7236LBTF (shown) **\$2,396** LIST
71.8125" x 36" x 29.9375"
LBS: 145 · CU FT: 15

66"
17-6630LBTF **\$2,336** LIST
66" x 30" x 29.9375"
LBS: 125 · CU FT: 12

Right (end panel on left)

71.8125"
17-7236RBTF **\$2,396** LIST
71.8125" x 36" x 29.9375"
LBS: 145 · CU FT: 15

66"
17-6630RBTF **\$2,336** LIST
66" x 30" x 29.9375"
LBS: 125 · CU FT: 12



P-Table Top

- P-shaped top
- End is reverse-coped
- Optional center drawer available (see p. 92)
- **Specify finish, edge; and**
- **Specify worksurface veneer option**
(JP) Straight Grain (standard) - No Upcharge
(JQ) Fiddleback (maple finishes only) - Add \$283 list
(JR) High Figured Veneer (cherry, mahogany and walnut finishes only) - Add \$283 list

Left

17-7242LPT (shown) **\$2,191** LIST
(Use with C3N or 17-CB4 base)
71.8125" x 42" x 1.125"
LBS: 125 · CU FT: 9

Right

17-7242RPT **\$2,191** LIST
(Use with C3N or 17-CB4 base)
71.8125" x 42" x 1.125"
LBS: 125 · CU FT: 9



Cylinder Base

- 4" diameter black metal cylinder base
- Adjustable levelers

17-CB4 **\$239** LIST
4" x 4" x 28.8125"
LBS: 30 · CU FT: 2



Bullet Table Top

- Bullet shaped top
- End is reverse-coped
- Optional center drawer available (see p. 92)
- **Specify finish, edge; and**
- **Specify worksurface veneer option**
(JP) Straight Grain (standard) - No Upcharge
(JQ) Fiddleback (maple finishes only) - Add \$283 list
(JR) High Figured Veneer (cherry, mahogany and walnut finishes only) - Add \$283 list

71.8125"

17-7236BT

\$1,919 LIST

(Use with C3N or 17-CB4 base)
71.8125" x 36" x 1.125"
LBS: 100 · CU FT: 7

66"

17-6630BT

\$1,872 LIST

(Use with C3N or 17-CB4 base)
66" x 30" x 1.125"
LBS: 85 · CU FT: 6



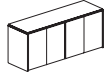
P-Top or Bullet Table Base

- 3.5" diameter satin nickel cylinder base with chrome foot
- Adjustable levelers
- Use with bullet and p-tables

C3N

\$209 LIST

3.5" x 3.5" x 28.8125"
LBS: 30 · CU FT: 2



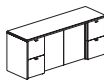
Door Credenza

- 4 doors
- Adjustable shelf behind each set of doors
- Adjustable levelers
- **Specify finish, edge; and**
- **Specify worksurface / door face veneer option**
(JP) Straight Grain (standard) - No Upcharge
(JQ) Fiddleback (maple finishes only) - Add \$480 list
(JR) High Figured Veneer (cherry, mahogany and walnut finishes only) - Add \$480 list
- **Specify back option**
(LW) Unfinished (standard) - No Upcharge
(LX) Finished - Add \$372 list

17-7222CD

\$3,728 LIST

71.8125" x 21.8125" x 29.9375"
LBS: 295 · CU FT: 34



Door / Drawer Credenza

- 4 file drawers (letter or legal)
- Adjustable shelf behind doors
- Locking pedestals
- Adjustable levelers
- **Specify finish, edge, pull; and**
- **Specify worksurface / door / drawer face veneer option**
(JP) Straight Grain (standard) - No Upcharge
(JQ) Fiddleback (maple finishes only) - Add \$480 list
(JR) High Figured Veneer (cherry, mahogany and walnut finishes only) - Add \$480 list
- **Specify back option**
(LW) Unfinished (standard) - No Upcharge
(LX) Finished - For 17-7222CRD, add \$268 list
For 17-6622CRD, add \$245 list

72"

17-7222CRD

\$2,676 LIST

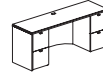
71.8125" x 21.8125" x 29.9375"
LBS: 310 · CU FT: 34

66"

17-6622CRD

\$2,447 LIST

65.8125" x 21.8125" x 29.9375"
LBS: 284 · CU FT: 28



Kneespace Credenza

- 4 file drawers (letter or legal)
- Locking pedestals
- G3 center grommet standard; optional grommets available (see p. 77)
- Adjustable levelers
- **Specify finish, edge, pull; and**
- **Specify modesty option**
(GM) Arched (standard) - No Upcharge
(FS) Straight - No Upcharge
- **Specify worksurface / drawer face veneer option**
(JP) Straight Grain (standard) - No Upcharge
(JQ) Fiddleback (maple finishes only) - Add \$311 list
(JR) High Figured Veneer (cherry, mahogany and walnut finishes only) - Add \$311 list
- **Specify back option**
(LW) Unfinished (standard) - No Upcharge
(LX) Finished - For 17-7222CR2, add \$257 list
For 17-6622CR2, add \$237 list
- **Specify grommet color**
(G1) No Grommet
(LJ) Black
(LK) Satin Nickel

72"

17-7222CR2 ©

\$2,562 LIST

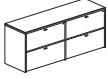
71.8125" x 21.8125" x 29.9375"
LBS: 260 · CU FT: 34

66"

17-6622CR2

\$2,363 LIST

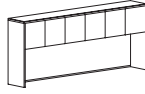
65.8125" x 21.8125" x 29.9375"
LBS: 245 · CU FT: 28



Double Lateral File Credenza

- 4 file drawers (letter or legal)
- Central locking with anti-tilt mechanism
- Adjustable levelers
- **Specify finish, edge, pull; and**
- **Specify worksurface / drawer face veneer option**
(JP) Straight Grain (standard) - No Upcharge
(JQ) Fiddleback (maple finishes only) - Add \$480 list
(JR) High Figured Veneer (cherry, mahogany and walnut finishes only) - Add \$480 list
- **Specify back option**
(LW) Unfinished (standard) - No Upcharge
(LX) Finished - Add \$305 list

17-7222CLF **\$3,049** LIST
71.8125" x 21.8125" x 29.9375"
LBS: 356 · CU FT: 34



Highback Organizer

- 6 hinged doors
- Wire management
- Optional task lights (see p. 169)
- 21.875" clearance
- Unfinished back
- **Specify finish, edge; and**
- **Specify door option**
(HC) Straight Grain (standard) - No Upcharge
(JF) Fiddleback (maple finishes only) - Add \$169 list
(JS) High Figured Veneer (cherry, mahogany and walnut finishes only) - Add \$169 list
(JG) Wood Frame with Frosted Acrylic Insert - Add \$509 list
- **Specify back option**
(LW) Unfinished (standard) - No Upcharge
(LX) Finished -
For 17-10343HD6, add \$515 list
For 17-9743HD6, add \$478 list
For 17-9143HD6, add \$446 list

103.125"

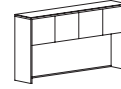
17-10343HD6 **\$5,152** LIST
(Use with U unit comprised of 35.8125" desk, 48" bridge, and 21.8125" credenza)
103.125" x 15" x 42"
LBS: 295 · CU FT: 42

97.125"

17-9743HD6 **\$4,784** LIST
(Use with U unit comprised of 35.8125" desk, 42" bridge and 21.8125" credenza, or U unit comprised of 29.8125" desk, 48" bridge, and 21.8125" credenza)
97.125" x 15" x 42"
LBS: 278 · CU FT: 39

91.125"

17-9143HD6 **\$4,452** LIST
(Use with U unit comprised of 29.8125" desk, 42" bridge, and 21.8125" credenza)
91.125" x 15" x 42"
LBS: 261 · CU FT: 37



Highback Organizer

- 4 hinged doors
- Wire management
- Optional task lights (see p. 169)
- 21.875" clearance
- Unfinished back
- **Specify finish, edge; and**
- **Specify door option**
(HC) Straight Grain (standard) - No Upcharge
(JF) Fiddleback (maple finishes only) - Add \$114 list
(JS) High Figured Veneer (cherry, mahogany and walnut finishes only) - Add \$114 list
(JG) Wood Frame with Frosted Acrylic Insert - Add \$340 list
- **Specify back option**
(LW) Unfinished (standard) - No Upcharge
(LX) Finished -
For 17-8143HD4, add \$383 list
For 17-7543HD4, add \$328 list
For 17-7043HD4, add \$192 list
For 17-6443HD4, add \$184 list

81.125"

17-8143HD4 **\$3,823** LIST
(Use with L unit comprised of 35.8125" desk and 47.8125" return)
81.125" x 15" x 42"
LBS: 232 · CU FT: 33

75.125"

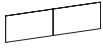
17-7543HD4 **\$3,280** LIST
(Use with L unit comprised of 29.8125" desk and 47.8125" return)
75.125" x 15" x 42"
LBS: 215 · CU FT: 30

71.125"

17-7043HD4 **\$1,924** LIST
(Use with 71.8125" credenzas)
71.125" x 15" x 42"
LBS: 203 · CU FT: 29

65.125"

17-6443HD4 **\$1,837** LIST
(Use with 65.8125" credenzas)
65.125" x 15" x 42"
LBS: 190 · CU FT: 27



Fabric Tackboard

- **Specify grade/fabric**
Note: Priced in Grade 1 fabrics. Add \$38 list price per grade above Grade 1.
- COM is 3 yds.
- Set of 2 – 50.375" pieces

FT1097

(Use with 17-10343HD6)
100.75" W X 21" H
LBS: 15 • CU FT: 3

\$505 LIST



Fabric Tackboard

- **Specify grade/fabric**
Note: Priced in Grade 1 fabrics. Add \$38 list price per grade above Grade 1.

94.875" (COM is 3 yds.)

FT1098

(Use with 17-9743HD6)
94.875" W X 21" H
LBS: 15 • CU FT: 3

\$479 LIST

88.875" (COM is 3 yds.)

FT1099

(Use with 17-9143HD6)
88.875" W X 21" H
LBS: 14 • CU FT: 3

\$479 LIST

78.875" (COM is 2.5 yds.)

FT1100

(Use with 17-8143HD4)
78.875" W X 21" H
LBS: 12 • CU FT: 2

\$333 LIST

72.875" (COM is 2.5 yds.)

FT1101

(Use with 17-7543HD4)
72.875" W X 21" H
LBS: 11 • CU FT: 2

\$315 LIST

68.875" (COM is 2 yds.)

FT1102 @

(Use with 17-7043HD4)
68.875" W X 21" H
LBS: 10 • CU FT: 2

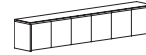
\$314 LIST

62.875" (COM is 2 yds.)

FT1103

(Use with 17-6443HD4)
62.875" W X 21" H
LBS: 9 • CU FT: 2

\$314 LIST



Wallmount Organizer

- 6 hinged doors
- Optional task lights (see p. 169)
- **Specify finish, edge; and**
- **Specify door option**
(HC) Straight Grain Wood Veneer (standard) - No Upcharge
(JF) Fiddleback (maple finishes only) - Add \$169 list
(JS) High Figured Veneer (cherry, mahogany and walnut finishes only) - Add \$169 list
(JG) Wood Frame with Frosted Acrylic Insert - Add \$509 list

103.125"

17-10315HDW6

\$3,987 LIST

(Use with U unit comprised of 35.8125" desk, 48" bridge, and 21.8125" credenza)
103.125" x 15" x 19.8125"
LBS: 252 • CU FT: 23

97.125"

17-9715HDW6

\$3,721 LIST

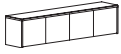
(Use with U unit comprised of 35.8125" desk, 42" bridge, and 21.8125" credenza, or U unit comprised of 29.8125" desk, 48" bridge, and 21.8125" credenza)
97.125" x 15" x 19.8125"
LBS: 237 • CU FT: 22

91.125"

17-9115HDW6

\$3,484 LIST

(Use with U unit comprised of 29.8125" desk, 42" bridge, and 21.8125" credenza)
91.125" x 15" x 19.8125"
LBS: 222 • CU FT: 20



Wallmount Organizer

- 4 hinged doors
- Optional task lights (see p. 169)
- **Specify finish, edge; and**
- **Specify door option**
(HC) Straight Grain Wood Veneer (standard) - No Upcharge
(JF) Fiddleback (maple finishes only) - Add \$114 list
(JS) High Figured Veneer (cherry, mahogany and walnut finishes only) - Add \$114 list
(JG) Wood Frame with Frosted Acrylic Insert - Add \$340 list

81.125"

17-8115HDW4 **\$3,058** LIST
(Use with L unit comprised of 35.8125" desk and 47.8125" return)
81.125" x 15" x 19.8125"
LBS: 198 • CU FT: 18

75.125"

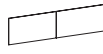
17-7515HDW4 **\$2,856** LIST
(Use with L unit comprised of 29.8125" desk and 47.8125" return)
75.125" x 15" x 19.8125"
LBS: 183 • CU FT: 17

71.125"

17-7015HDW4 **\$1,892** LIST
(Use with 71.8125" credenza)
71.125" x 15" x 19.8125"
LBS: 173 • CU FT: 16

65.125"

17-6415HDW4 **\$1,819** LIST
(Use with 65.8125" credenza)
65.125" x 15" x 19.8125"
LBS: 153 • CU FT: 15



Fabric Tackboard

- **Specify grade/fabric**
Note: Priced in Grade 1 fabrics. Add \$38 list price per grade above Grade 1.
- COM is 4 yds.

103" (2 – 51.5" pieces)

FT2084 (SET OF 2) **\$505** LIST
(Use with 17-10315HDW6)
103" W x 21.75" H
LBS: 16 • CU FT: 3

97" (2 – 48.5" pieces)

FT2085 (SET OF 2) **\$505** LIST
(Use with 17-9715HDW6)
97" W x 21.75" H
LBS: 15 • CU FT: 3



Fabric Tackboard

- **Specify grade/fabric**
Note: Priced in Grade 1 fabrics. Add \$38 list price per grade above Grade 1.

91" (COM is 3 yds.)

FT2086 **\$373** LIST
(Use with 17-9115HDW6)
91" W x 21.75" H
LBS: 14 • CU FT: 3

81" (COM is 3 yds.)

FT2087 **\$333** LIST
(Use with 17-8115HDW4)
81" W x 21.75" H
LBS: 13 • CU FT: 2

75" (COM is 3 yds.)

FT2088 **\$322** LIST
(Use with 17-7515HDW4)
75" W x 21.75" H
LBS: 12 • CU FT: 2

71" (COM is 2.5 yds.)

FT2089 **\$314** LIST
(Use with 17-7015HDW4)
71" W x 21.75" H
LBS: 11 • CU FT: 2

65" (COM is 2.5 yds.)

FT2090 **\$314** LIST
(Use with 17-6415HDW4)
65" W x 21.75" H
LBS: 10 • CU FT: 2



Lateral File

- 4 file drawers (letter or legal)
- Central locking with anti-tilt mechanism
- Adjustable levelers
- **Specify finish, edge, pull; and**
- **Specify worksurface / drawer face veneer option**
(JP) Straight Grain (standard) - No Upcharge
(JQ) Fiddleback (maple finishes only) - Add \$480 list
(JR) High Figured Veneer (cherry, mahogany and walnut finishes only) - Add \$480 list
- **Specify back option**
(LW) Unfinished (standard) - No Upcharge
(LX) Finished - Add \$264 list

17-3858LF4 **\$2,635** LIST
37.875" x 21.8125 x 57.75"
LBS: 280 · CU FT: 33



Lateral File

- 2 file drawers (letter or legal)
- Central locking with anti-tilt mechanism
- Adjustable levelers
- **Specify finish, edge, pull; and**
- **Specify worksurface / drawer face veneer option**
(JP) Straight Grain (standard) - No Upcharge
(JQ) Fiddleback (maple finishes only) - Add \$283 list
(JR) High Figured Veneer (cherry, mahogany and walnut finishes only) - Add \$283 list
- **Specify back option**
(LW) Unfinished (standard) - No Upcharge
(LX) Finished - Add \$148 list

17-3822LF2 **\$1,480** LIST
37.875" x 21.8125 x 29.9375"
LBS: 175 · CU FT: 19



Door Cabinet

- 1 adjustable and 1 stationary shelf
- Adjustable levelers
- **Specify finish, edge, pull; and**
- **Specify worksurface / drawer face veneer option**
(JP) Straight Grain (standard) - No Upcharge
(JQ) Fiddleback (maple finishes only) - Add \$283 list
(JR) High Figured Veneer (cherry, mahogany and walnut finishes only) - Add \$283 list

17-3822DC **\$1,393** LIST
37.875" x 21.8125 x 29.9375"
LBS: 161 · CU FT: 19



Bookcase

- Adjustable levelers
- **Specify finish, edge; and**
- **Specify back option**
(LW) Unfinished (standard) - No Upcharge
(LX) Finished -
For 17-72BC, add \$162 list
For 17-66BC, add \$154 list
For 17-60BC, add \$147 list
For 17-48BC, add \$139 list
For 17-30BC, add \$129 list

72" (3 adjustable and 2 stationary shelves)

17-72BC **\$1,628** LIST
36" x 14" x 71.9375"
LBS: 150 · CU FT: 29

66" (2 adjustable and 2 stationary shelves)

17-66BC **\$1,538** LIST
36" x 14" x 65.9375"
LBS: 127 · CU FT: 28

60" (2 adjustable and 2 stationary shelves)

17-60BC **\$1,471** LIST
36" x 14" x 59.9375"
LBS: 112 · CU FT: 22

48" (2 adjustable and 1 stationary shelf)

17-48BC **\$1,378** LIST
36" x 14" x 47.9375"
LBS: 105 · CU FT: 21

30" (1 adjustable and 1 stationary shelf)

17-30BC **\$1,284** LIST
36" x 14" x 29.9375"
LBS: 78 · CU FT: 11



Bookcase Organizer

- Use with 17-3822LF2
- 1 adjustable shelf
- 1 stationary shelf
- **Specify finish, edge; and**
- **Specify back option**
(LW) Unfinished (standard) - No Upcharge
(LX) Finished - Add \$95 list

17-43BC  **\$948** LIST
36.625" X 12" X 42"
LBS: 75 · CU FT: 16



Mobile Pedestal with Cushion

- 1 tray drawer
- 1 file drawer (letter or legal)
- Locking pedestal
- Seat cushion on top
- COM is 1 yd.
- **Specify finish, pull; and**
- **Specify drawer face veneer option**
(JP) Straight Grain (standard) - No Upcharge
(JQ) Fiddleback (maple finishes only) - Add \$57 list
(JR) High Figured Veneer (cherry, mahogany and walnut finishes only) - Add \$57 list
- **Specify grade/fabric**
Note: Priced in Grade 1 fabrics. Add \$38 list price per grade above Grade 1.

17-1620MPC **\$1,375** LIST
16.25" X 20" X 20.9375"
LBS: 110 · CU FT: 6



Mobile Pedestal

- 1 tray drawer
- 1 box drawer
- 1 file drawer (letter or legal)
- Locking pedestal
- Square edge
- **Specify finish, pull; and**
- **Specify drawer face veneer option**
(JP) Straight Grain (standard) - No Upcharge
(JQ) Fiddleback (maple finishes only) - Add \$57 list
(JR) High Figured Veneer (cherry, mahogany and walnut finishes only) - Add \$57 list

17-1620MP **\$1,261** LIST
16.25" X 20" X 27.6875"
LBS: 95 · CU FT: 7

SMART

How to order U's and L's:

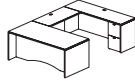
You can build a multitude of U's and L's by simply specifying the components needed such as desks, bridges, returns and credenzas. We offer these components individually so specifiers can select the exact shape and size needed.

U's:

To build a U, select a single pedestal desk with a bridge and a single pedestal credenza. Right U's require a left pedestal desk with right pedestal credenza (bridge in between). Left U's require a right pedestal desk with a left pedestal credenza (bridge in between).

L's:

To build an L, select a single pedestal desk and a return. Right L's require a left pedestal desk with right pedestal return. Left L's require a right pedestal desk with a left pedestal return.



Example of a Right U

\$5,014 LIST

71.8125" x 105.625" x 29.9375"

Desk:

- 2 box drawers
- 1 file drawer (letter or legal)
- Locking pedestal
- Adjustable levelers
- Optional center drawer available (see p. 92)
- **Specify finish, edge, pull; and**
- **Specify modesty option**
 - (GM) Arched (standard) - No Upcharge
 - (FS) Straight - No Upcharge
- **Specify worksurface / drawer face veneer option**
 - (JP) Straight Grain (standard) - No Upcharge
 - (JQ) Fiddleback (maple finishes only) - Add \$340 list
 - (JR) High Figured Veneer (cherry, mahogany and walnut finishes only) - Add \$340 list
- **Specify grommet option**
 - (G1) No Grommet (standard) - No Upcharge
 - (G2) Right - Add \$55 list
 - (G4) Left - Add \$55 list
 - (G5) Right and Left - Add \$110 list
- **Specify grommet color**
 - (G1) No Grommet
 - (LJ) Black
 - (LK) Satin Nickel

17-7236LPD2

\$2,435 LIST

71.8125" x 35.8125" x 29.9375"

LBS: 345 • CU FT: 54

Bridge:

- G3 center grommet standard; optional grommets available (see p. 77)
- **Specify finish, edge; and**
- **Specify worksurface veneer option**
 - (JP) Straight Grain (standard) - No Upcharge
 - (JQ) Fiddleback (maple finishes only) - Add \$198 list
 - (JR) High Figured Veneer (cherry, mahogany and walnut finishes only) - Add \$198 list
- **Specify grommet color**
 - (G1) No Grommet
 - (LJ) Black
 - (LK) Satin Nickel

17-2248BR

\$730 LIST

48" x 21.8125" x 29.9375"

LBS: 100 • CU FT: 7

Credenza:

- 2 file drawers (letter or legal)
- Locking pedestal
- G3 center grommet standard; optional grommets available (see p. 77)
- Adjustable levelers
- **Specify finish, edge, pull; and**
- **Specify worksurface / drawer face veneer option**
 - (JP) Straight Grain (standard) - No Upcharge
 - (JQ) Fiddleback (maple finishes only) - Add \$254 list
 - (JR) High Figured Veneer (cherry, mahogany and walnut finishes only) - Add \$254 list
- **Specify back option**
 - (LW) Unfinished (standard) - No Upcharge
 - (LX) Finished - Add \$185 list
- **Specify grommet color**
 - (G1) No Grommet
 - (LJ) Black
 - (LK) Satin Nickel

17-7222CRR

\$1,849 LIST

71.8125" x 21.8125" x 29.9375"

LBS: 220 • CU FT: 34



Example of a Right L

71.8125" x 83.625" x 29.9375"

Desk:

- 2 box drawers
- 1 file drawer (letter or legal)
- Locking pedestal
- Adjustable levelers
- Optional center drawer available (see p. 92)
- **Specify finish, edge, pull; and**
- **Specify modesty option**
 - (GM) Arched (standard) - No Upcharge
 - (FS) Straight - No Upcharge
- **Specify worksurface / drawer face veneer option**
 - (JP) Straight Grain (standard) - No Upcharge
 - (JQ) Fiddleback (maple finishes only) - Add \$340 list
 - (JR) High Figured Veneer (cherry, mahogany and walnut finishes only) - Add \$340 list
- **Specify grommet option**
 - (G1) No Grommet (standard) - No Upcharge
 - (G2) Right - Add \$55 list
 - (G4) Left - Add \$55 list
 - (G5) Right and Left - Add \$110 list
- **Specify grommet color**
 - (G1) No Grommet (standard)
 - (LJ) Black
 - (LK) Satin Nickel

17-7236LPD2 ©

\$2,435 LIST

71.8125" x 35.8125" x 29.9375"

LBS: 345 • CU FT: 54

Return:

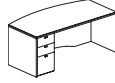
- 2 file drawers (letter or legal)
- Locking pedestal
- G3 center grommet standard; optional grommets available (see p. 79)
- Adjustable levelers
- **Specify finish, edge, pull; and**
- **Specify worksurface veneer option**
 - (JP) Straight Grain (standard) - No Upcharge
 - (JQ) Fiddleback (maple finishes only) - Add \$225 list
 - (JR) High Figured Veneer (cherry, mahogany and walnut finishes only) - Add \$225 list
- **Specify grommet color**
 - (G1) No Grommet (standard)
 - (LJ) Black
 - (LK) Satin Nickel

17-2248RPR ©

\$1,766 LIST

47.8125" x 21.8125" x 29.9375"

LBS: 150 • CU FT: 24



Bow Shaped Desk

- Bow shaped top
- 29.8125" end panel
- 2 box drawers
- 1 file drawer (letter or legal)
- Locking pedestal
- Adjustable levelers
- Optional center drawer available (see p. 92)
- **Specify finish, edge, pull; and**
- **Specify modesty option**
 - (GM) Arched (standard) - No Upcharge
 - (FS) Straight - No Upcharge
- **Specify worksurface / drawer face veneer option**
 - (JP) Straight Grain (standard) - No Upcharge
 - (JQ) Fiddleback (maple finishes only) - Add \$340 list
 - (JR) High Figured Veneer (cherry, mahogany and walnut finishes only) - Add \$340 list
- **Specify grommet option**
 - (G1) No Grommet (standard) - No Upcharge
 - (G2) Right - Add \$55 list
 - (G4) Left - Add \$55 list
 - (G5) Right and Left - Add \$110 list
- **Specify grommet color**
 - (G1) No Grommet (standard)
 - (LJ) Black
 - (LK) Satin Nickel

Left

17-7236LPDB2 © (shown)

\$3,003 LIST

71.8125" x 35.8125" x 29.9375"

LBS: 353 • CU FT: 54

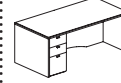
Right

17-7236RPDB2 ©

\$3,003 LIST

71.8125" x 35.8125" x 29.9375"

LBS: 353 • CU FT: 54



72" Desk

- 2 box drawers
- 1 file drawer (letter or legal)
- Locking pedestal
- Adjustable levelers
- Optional center drawer available (see p. 92)
- **Specify finish, edge, pull; and**
- **Specify modesty option**
 - (GM) Arched (standard) - No Upcharge
 - (FS) Straight - No Upcharge
- **Specify worksurface / drawer face veneer option**
 - (JP) Straight Grain (standard) - No Upcharge
 - (JQ) Fiddleback (maple finishes only) - Add \$340 list
 - (JR) High Figured Veneer (cherry, mahogany and walnut finishes only) - Add \$340 list
- **Specify grommet option**
 - (G1) No Grommet (standard) - No Upcharge
 - (G2) Right - Add \$55 list
 - (G4) Left - Add \$55 list
 - (G5) Right and Left - Add \$110 list
- **Specify grommet color**
 - (G1) No Grommet (standard)
 - (LJ) Black
 - (LK) Satin Nickel

Left

17-7236LPD2 © (shown)

\$2,435 LIST

71.8125" x 35.8125" x 29.9375"

LBS: 345 • CU FT: 54

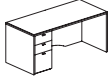
Right

17-7236RPD2 ©

\$2,435 LIST

71.8125" x 35.8125" x 29.9375"

LBS: 345 • CU FT: 54



66" Desk

- 2 box drawers
- 1 file drawer (letter or legal)
- Locking pedestal
- Adjustable levelers
- Optional center drawer available (see p. 92)
- **Specify finish, edge, pull; and**
- **Specify modesty option**
(GM) Arched (standard) - No Upcharge
(FS) Straight - No Upcharge
- **Specify worksurface / drawer face veneer option**
(JP) Straight Grain (standard) - No Upcharge
(JQ) Fiddleback (maple finishes only) - Add \$340 list
(JR) High Figured Veneer (cherry, mahogany and walnut finishes only) - Add \$340 list
- **Specify grommet option**
(G1) No Grommet (standard) - No Upcharge
(G2) Right - Add \$55 list
(G4) Left - Add \$55 list
(G5) Right and Left - Add \$110 list
- **Specify grommet color**
(G1) No Grommet (standard)
(LJ) Black
(LK) Satin Nickel

Left

17-6630LPD2 (shown) **\$2,250 LIST**
65.8125" x 29.8125" x 29.9375"
LBS: 265 · CU FT: 42

Right

17-6630RPD2 **\$2,250 LIST**
65.8125" x 29.8125" x 29.9375"
LBS: 265 · CU FT: 42



Bullet Table with End

- Bullet shaped top
- 1 end panel
- 10" modesty panel
- Cannot be used as a freestanding unit
- Adjustable levelers
- Ships KD
- Optional center drawer available (see p. 92)
- **Specify finish, edge; and**
- **Specify worksurface veneer option**
(JP) Straight Grain (standard) - No Upcharge
(JQ) Fiddleback (maple finishes only) - Add \$283 list
(JR) High Figured Veneer (cherry, mahogany and walnut finishes only) - Add \$283 list
- **Specify base**
(MV) Satin Nickel Cylinder (standard) - No Upcharge
(MP) 4" Diameter Black Metal Cylinder - Add \$44 list
- **Specify grommet option**
(G1) No Grommet (standard) - No Upcharge
(KP) Grommet - Add \$55 list
- **Specify grommet color**
(G1) No Grommet (standard)
(LJ) Black
(LK) Satin Nickel

Left (end panel on right)

71.8125"
17-7236LBTF (shown) **\$2,396 LIST**
71.8125" x 36" x 29.9375"
LBS: 145 · CU FT: 15

66"

17-6630LBTF **\$2,336 LIST**
66" x 30" x 29.9375"
LBS: 125 · CU FT: 12

Right (end panel on left)

71.8125"
17-7236RBTF **\$2,396 LIST**
71.8125" x 36" x 29.9375"
LBS: 145 · CU FT: 15

66"

17-6630RBTF **\$2,336 LIST**
66" x 30" x 29.9375"
LBS: 125 · CU FT: 12



P-Table with End

- P-shaped top
- 34" flat end
- 1 end panel
- 10" modesty panel
- Cannot be used as a freestanding unit
- Adjustable levelers
- Ships KD
- Optional center drawer available (see p. 92)
- **Specify finish, edge; and**
- **Specify worksurface veneer option**
(JP) Straight Grain (standard) - No Upcharge
(JQ) Fiddleback (maple finishes only) - Add \$283 list
(JR) High Figured Veneer (cherry, mahogany and walnut finishes only) - Add \$283 list
- **Specify base**
(MV) Satin Nickel Cylinder (standard) - No Upcharge
(MP) 4" Diameter Black Metal Cylinder - Add \$44 list
- **Specify grommet option**
(G1) No Grommet (standard) - No Upcharge
(KP) Grommet - Add \$55 list
- **Specify grommet color**
(G1) No Grommet (standard)
(LJ) Black
(LK) Satin Nickel

Left

17-7242EPTL (shown) **\$2,788 LIST**
71.8125" x 42" x 29.9375"
LBS: 170 · CU FT: 18

Right

17-7242EPTR **\$2,788 LIST**
71.8125" x 42" x 29.9375"
LBS: 170 · CU FT: 18



Corner Unit

- Grommet in top
- Adjustable levelers
- 10" end panels
- **Specify finish, edge; and**
- **Specify worksurface veneer option**
(JP) Straight Grain (standard) - No Upcharge
(JQ) Fiddleback (maple finishes only) - Add \$198 list
(JR) High Figured Veneer (cherry, mahogany and walnut finishes only) - Add \$198 list
- **Specify grommet color**
(LJ) Black
(LK) Satin Nickel

41.8125"

17-4242CU **\$1,666** LIST

41.8125" x 41.8125" x 29.9375"

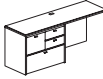
LBS: 185 • CU FT: 37

38"

17-3838CU **\$1,505** LIST

38" x 38" x 29.9375"

LBS: 152 • CU FT: 31



Multi File Return

- 2 box drawers
- 1 file drawer (letter or legal)
- 1 lateral file drawer (letter or legal)
- Locking file and lateral file drawers
- G3 center grommet standard; optional grommets available (see p. 77)
- Adjustable levelers
- **Specify finish, edge, pull; and**
- **Specify worksurface / drawer face veneer option**
(JP) Straight Grain (standard) - No Upcharge
(JQ) Fiddleback (maple finishes only) - Add \$225 list
(JR) High Figured Veneer (cherry, mahogany and walnut finishes only) - Add \$225 list
- **Specify grommet color**
(G1) No Grommet
(LJ) Black
(LK) Satin Nickel

Left

17-2272MRPL (shown) **\$2,332** LIST

71.8125" x 21.8125" x 29.9375"

LBS: 225 • CU FT: 34

Right

17-2272MRPR **\$2,332** LIST

71.8125" x 21.8125" x 29.9375"

LBS: 225 • CU FT: 34



Return

- 2 file drawers (letter or legal)
- Locking pedestal
- G3 center grommet standard; optional grommets available (see p. 77)
- Adjustable levelers
- **Specify finish, edge, pull; and**
- **Specify worksurface veneer option**
(JP) Straight Grain (standard) - No Upcharge
(JQ) Fiddleback (maple finishes only) - Add \$225 list
(JR) High Figured Veneer (cherry, mahogany and walnut finishes only) - Add \$225 list
- **Specify grommet color**
(G1) No Grommet
(LJ) Black
(LK) Satin Nickel

Left

17-2248LPR [Ⓞ] (shown) **\$1,766** LIST

47.8125" x 21.8125" x 29.9375"

LBS: 150 • CU FT: 24

Right

17-2248RPR [Ⓞ] **\$1,766** LIST

47.8125" x 21.8125" x 29.9375"

LBS: 150 • CU FT: 24



Return

- 2 file drawers (letter or legal)
- Locking pedestal
- G3 center grommet standard; optional grommets available (see p. 77)
- Adjustable levelers
- **Specify finish, edge, pull; and**
- **Specify worksurface veneer option**
(JP) Straight Grain (standard) - No Upcharge
(JQ) Fiddleback (maple finishes only) - Add \$225 list
(JR) High Figured Veneer (cherry, mahogany and walnut finishes only) - Add \$225 list
- **Specify grommet color**
(G1) No Grommet
(LJ) Black
(LK) Satin Nickel

Left

17-2242LPR (shown) **\$1,711** LIST

41.8125" x 21.8125" x 29.9375"

LBS: 124 • CU FT: 21

Right

17-2242RPR **\$1,711** LIST

41.8125" x 21.8125" x 29.9375"

LBS: 124 • CU FT: 21



Bridge

- G3 center grommet standard; optional grommets available (see p. 77)
- **Specify finish, edge; and**
- **Specify worksurface veneer option**
(JP) Straight Grain (standard) - No Upcharge
(JQ) Fiddleback (maple finishes only) - Add \$198 list
(JR) High Figured Veneer (cherry, mahogany and walnut finishes only) - Add \$198 list
- **Specify grommet color**
(G1) No Grommet
(LJ) Black
(LK) Satin Nickel

48"

17-2248BR [Ⓞ] **\$730** LIST

48" x 21.8125" x 29.9375"

LBS: 100 • CU FT: 7

42"

17-2242BR **\$622** LIST

42" x 21.8125" x 29.9375"

LBS: 89 • CU FT: 6



Curved Bridge

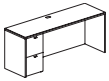
- Top curved on user side
- G3 center grommet standard; optional grommets available (see p. 77)
- **Specify finish, edge; and**
- **Specify worksurface veneer option**
(JP) Straight Grain (standard) - No Upcharge
(JQ) Fiddleback (maple finishes only) - Add \$198 list
(JR) High Figured Veneer (cherry, mahogany and walnut finishes only) - Add \$198 list
- **Specify grommet color**
(G1) No Grommet
(LJ) Black
(LK) Satin Nickel

48"

17-2248BRC **\$1,087** LIST
22" x 48" x 29.9375"
LBS: 100 • CU FT: 7

42"

17-2242BRC **\$928** LIST
22" x 42" x 29.9375"
LBS: 89 • CU FT: 6



72" Credenza

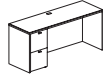
- 2 file drawers (letter or legal)
- Locking pedestal
- G3 center grommet standard; optional grommets available (see p. 77)
- Adjustable levelers
- **Specify finish, edge, pull; and**
- **Specify worksurface / drawer face veneer option**
(JP) Straight Grain (standard) - No Upcharge
(JQ) Fiddleback (maple finishes only) - Add \$254 list
(JR) High Figured Veneer (cherry, mahogany and walnut finishes only) - Add \$254 list
- **Specify back option**
(LW) Unfinished (standard) - No Upcharge
(LX) Finished - Add \$185 list
- **Specify grommet color**
(G1) No Grommet
(LJ) Black
(LK) Satin Nickel

Left

17-7222CRL **\$1,849** LIST (shown)
71.8125" x 21.8125" x 29.9375"
LBS: 220 • CU FT: 34

Right

17-7222CRR **\$1,849** LIST (shown)
71.8125" x 21.8125" x 29.9375"
LBS: 220 • CU FT: 34



66" Credenza

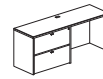
- 2 file drawers (letter or legal)
- Locking pedestal
- G3 center grommet standard; optional grommets available (see p. 77)
- Adjustable levelers
- **Specify finish, edge, pull; and**
- **Specify worksurface / drawer face veneer option**
(JP) Straight Grain (standard) - No Upcharge
(JQ) Fiddleback (maple finishes only) - Add \$254 list
(JR) High Figured Veneer (cherry, mahogany and walnut finishes only) - Add \$254 list
- **Specify back option**
(LW) Unfinished (standard) - No Upcharge
(LX) Finished - Add \$175 list
- **Specify grommet color**
(G1) No Grommet
(LJ) Black
(LK) Satin Nickel

Left

17-6622CRL (shown) **\$1,754** LIST
65.8125" x 21.8125" x 29.9375"
LBS: 210 • CU FT: 28

Right

17-6622CRR **\$1,754** LIST (shown)
65.8125" x 21.8125" x 29.9375"
LBS: 210 • CU FT: 28



72" Lateral File Credenza

- 2 lateral file drawers (letter or legal)
- Central locking
- G3 center grommet standard; optional grommets available (see p. 77)
- Adjustable levelers
- **Specify finish, edge, pull; and**
- **Specify worksurface / drawer face veneer option**
(JP) Straight Grain (standard) - No Upcharge
(JQ) Fiddleback (maple finishes only) - Add \$283 list
(JR) High Figured Veneer (cherry, mahogany and walnut finishes only) - Add \$283 list
- **Specify back option**
(LW) Unfinished (standard) - No Upcharge
(LX) Finished - Add \$211 list
- **Specify grommet color**
(G1) No Grommet
(LJ) Black
(LK) Satin Nickel

Left

17-7222CRL2 **\$2,110** LIST (shown)
71.8125" x 21.8125" x 29.9375"
LBS: 230 • CU FT: 34

Right

17-7222CRR2 **\$2,110** LIST (shown)
71.8125" x 21.8125" x 29.9375"
LBS: 230 • CU FT: 34



66" Lateral File Credenza

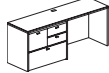
- 2 lateral file drawers (letter or legal)
- Central locking
- G3 center grommet standard; optional grommets available (see p. 77)
- Adjustable levelers
- **Specify finish, edge, pull; and**
- **Specify worksurface / drawer face veneer option**
(JP) Straight Grain (standard) - No Upcharge
(JQ) Fiddleback (maple finishes only) - Add \$283 list
(JR) High Figured Veneer (cherry, mahogany and walnut finishes only) - Add \$283 list
- **Specify back option**
(LW) Unfinished (standard) - No Upcharge
(LX) Finished - Add \$188 list
- **Specify grommet color**
(G1) No Grommet
(LJ) Black
(LK) Satin Nickel

Left

17-6622CRLL2 (shown) **\$1,874** LIST
65.8125" x 21.8125" x 29.9375"
LBS: 210 · CU FT: 28

Right

17-6622CRRL2 **\$1,874** LIST
65.8125" x 21.8125" x 29.9375"
LBS: 210 · CU FT: 28



Multi-File Lateral File Credenza

- 2 box drawers
- 1 file drawer (letter or legal)
- 1 lateral file drawer (letter or legal)
- Locking file and lateral file drawers
- G3 center grommet standard; optional grommets available (see p. 77)
- Adjustable levelers
- **Specify finish, edge, pull; and**
- **Specify worksurface / drawer face veneer option**
(JP) Straight Grain (standard) - No Upcharge
(JQ) Fiddleback (maple finishes only) - Add \$283 list
(JR) High Figured Veneer (cherry, mahogany and walnut finishes only) - Add \$283 list
- **Specify back option**
(LW) Unfinished (standard) - No Upcharge
(LX) Finished - Add \$249 list
- **Specify grommet color**
(G1) No Grommet
(LJ) Black
(LK) Satin Nickel

Left

17-7222MCRL (shown) **\$2,493** LIST
71.8125" x 21.8125" x 29.9375"
LBS: 230 · CU FT: 34

Right

17-7222MCRR **\$2,493** LIST
71.8125" x 21.8125" x 29.9375"
LBS: 230 · CU FT: 34



Cylinder Base

- 4" diameter black metal cylinder base
- Adjustable levelers

17-CB4 **\$239** LIST
4" x 4" x 28.8125"
LBS: 30 · CU FT: 2



P-Top or Bullet Table Base

- 3.5" diameter satin nickel cylinder base with chrome foot
- Adjustable levelers

C3N **\$209** LIST
3.5" x 3.5" x 28.8125"
LBS: 30 · CU FT: 2



Corner Workstation with Multi-Files **\$6,169 LIST**
109.8125" x 109.8125" x 29.9375"

Corner Unit:

- Grommet in top
- Adjustable levelers
- 10" end panels
- **Specify finish, edge; and**
- **Specify worksurface / drawer face veneer option**
(JP) Straight Grain (standard) - No Upcharge
(JQ) Fiddleback (maple finishes only) - Add \$198 list
(JR) High Figured Veneer (cherry, mahogany and walnut finishes only) - Add \$198 list
- **Specify grommet color**
(LJ) Black
(LK) Satin Nickel

17-3838CU **\$1,505 LIST**

38" x 38" x 29.9375"
LBS: 152 • CU FT: 31

Left Return:

- 2 box drawers
- 1 file drawer (letter or legal)
- 1 lateral file drawer (letter or legal)
- Locking file and lateral file drawers
- G3 center grommet standard; optional grommets available (see p. 77)
- Adjustable levelers
- **Specify finish, edge, pull; and**
- **Specify worksurface / drawer face veneer option**
(JP) Straight Grain (standard) - No Upcharge
(JQ) Fiddleback (maple finishes only) - Add \$225 list
(JR) High Figured Veneer (cherry, mahogany and walnut finishes only) - Add \$225 list
- **Specify grommet color**
(G1) No Grommet
(LJ) Black
(LK) Satin Nickel

17-2272MRPL **\$2,332 LIST**

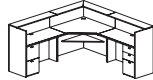
71.8125" x 21.8125" x 29.9375"
LBS: 225 • CU FT: 34

Right Return:

- 2 box drawers
- 1 file drawer (letter or legal)
- 1 lateral file drawer (letter or legal)
- Locking file and lateral file drawers
- G3 center grommet standard; optional grommets available (see p. 77)
- Adjustable levelers
- **Specify finish, edge, pull; and**
- **Specify worksurface / drawer face veneer option**
(JP) Straight Grain (standard) - No Upcharge
(JQ) Fiddleback (maple finishes only) - Add \$225 list
(JR) High Figured Veneer (cherry, mahogany and walnut finishes only) - Add \$225 list
- **Specify grommet color**
(G1) No Grommet
(LJ) Black
(LK) Satin Nickel

17-2272MRPW **\$2,332 LIST**

71.8125" x 21.8125" x 29.9375"
LBS: 225 • CU FT: 34



Reception Station **\$8,955 LIST**
89.75" x 89.75" x 44"

Corner Unit:

- Grommet in top
- Adjustable levelers
- 10" storage shelf
- Transaction counter
- **Specify finish, edge; and**
- **Specify worksurface face veneer option**
(JP) Straight Grain (standard) - No Upcharge
(JQ) Fiddleback (maple finishes only) - Add \$198 list
(JR) High Figured Veneer (cherry, mahogany and walnut finishes only) - Add \$198 list
- **Specify grommet color**
(LJ) Black
(LK) Satin Nickel

17-4242CUW **\$3,109 LIST**

41.75" x 41.75" x 44"
LBS: 293 • CU FT: 47

Left Return:

- 2 file drawers (letter or legal)
- Locking pedestal
- G3 center grommet standard; optional grommets available (see p. 77)
- Adjustable levelers
- Transaction counter
- **Specify finish, edge, pull; and**
- **Specify worksurface / drawer face veneer option**
(JP) Straight Grain (standard) - No Upcharge
(JQ) Fiddleback (maple finishes only) - Add \$225 list
(JR) High Figured Veneer (cherry, mahogany and walnut finishes only) - Add \$225 list
- **Specify grommet color**
(G1) No Grommet
(LJ) Black
(LK) Satin Nickel

17-4822LPRW **\$2,923 LIST**

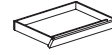
48" x 22" x 44"
LBS: 301 • CU FT: 30

Right Return:

- 2 box drawers
- 1 file drawer (letter or legal)
- Locking pedestal
- G3 center grommet standard; optional grommets available (see p. 77)
- Adjustable levelers
- Transaction counter
- **Specify finish, edge, pull; and**
- **Specify worksurface / drawer face veneer option**
(JP) Straight Grain (standard) - No Upcharge
(JQ) Fiddleback (maple finishes only) - Add \$225 list
(JR) High Figured Veneer (cherry, mahogany and walnut finishes only) - Add \$225 list
- **Specify grommet color**
(G1) No Grommet
(LJ) Black
(LK) Satin Nickel

17-4822RPRW **\$2,923 LIST**

48" x 22" x 44"
LBS: 301 • CU FT: 30



Center Drawer

- Center drawer with pencil tray
- 25.25" wide with mounting brackets
- **Specify finish**

OCD 60 **\$312 LIST**
23" x 16.625" x 3"
LBS: 13 • CU FT: 2

OCD1 **\$312 LIST**
(Use with bullet and P-tops)
23" x 13" x 3"
LBS: 11 • CU FT: 2



Round Glass Conference Top with Base

- Round tempered clear glass top
- High polished chrome base
- Adjustable levelers

CT1G-35 **\$601 LIST**

35" x 35" x 28.5"
LBS: 77 • CU FT: 8



Round Conference Top

- Round top
- 1 base required
- **Specify finish, edge; and**
- **Specify power cutout**

Options are for cutout opening only. Grommets and power supplies must be ordered separately. See page 174.

(QR) No Power Cutout
To order power cutout, select location.
See page 173.

48" Diameter (seats 4-5)

17-48RT **\$1,510** LIST
48" DIAMETER X 1.125" H
LBS: 75 · CU FT: 7

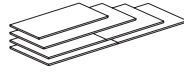
42" Diameter (seats 4)

17-42RT **\$1,315** LIST
42" DIAMETER X 1.125" H
LBS: 60 · CU FT: 5

36" Diameter (seats 3-4)

17-36RT **\$1,138** LIST
36" DIAMETER X 1.125" H
LBS: 45 · CU FT: 4

Note: All round conference tops require additional weight in the base when using cylinder bases to prevent the table from tipping over. First Office provides instruction sheets and clear 6 ML bags with base. Customer must provide dry sand for the additional weight.



Rectangular Conference Top

- Rectangular top
- **Specify finish, edge; and**
- **Specify power cutout**

Options are for cutout opening only. Grommets and power supplies must be ordered separately. See page 174.

(QR) No Power Cutout
To order power cutout, select location.
See page 173.

144" (2 piece top, 3 bases required, seats 12)

17-14448RT **\$4,413** LIST
144" X 48" X 1.125"
LBS: 284 · CU FT: 24

120" (2 piece top, 3 bases required, seats 10)

17-12048RT **\$3,757** LIST
120" X 48" X 1.125"
LBS: 234 · CU FT: 20

96" (1 piece top, 2 bases required, seats 8)

17-9642RT **\$2,591** LIST
96" X 42" X 1.125"
LBS: 157 · CU FT: 13

72" (1 piece top, 2 bases required, seats 6)

17-7236RT **\$1,623** LIST
72" X 36" X 1.125"
LBS: 114 · CU FT: 9



Racetrack Conference Top

- Racetrack top
- **Specify finish, edge; and**
- **Specify power cutout**

Options are for cutout opening only. Grommets and power supplies must be ordered separately. See page 174.

(QR) No Power Cutout
To order power cutout, select location.
See page 173.

144" (2 piece top, 3 bases required, seats 12)

17-14448AT **\$5,695** LIST
144" X 48" X 1.125"
LBS: 274 · CU FT: 24

120" (2 piece top, 3 bases required, seats 10)

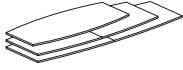
17-12048AT **\$4,555** LIST
120" X 48" X 1.125"
LBS: 224 · CU FT: 20

96" (1 piece top, 2 bases required, seats 8)

17-9642AT **\$3,560** LIST
96" X 42" X 1.125"
LBS: 152 · CU FT: 13

72" (1 piece top, 2 bases required, seats 6)

17-7236AT **\$2,280** LIST
72" X 36" X 1.125"
LBS: 105 · CU FT: 9



Boat Shaped Conference Top

- Boat shaped top
 - **Specify finish, edge; and**
 - **Specify power cutout**
- Options are for cutout opening only. Grommets and power supplies must be ordered separately. See page 174.
(QR) No Power Cutout
To order power cutout, select location.
See page 173.

144" (2 piece top, 3 bases required, seats 12)

17-14448BT **\$6,406** LIST

144" x 48" x 1.125"
LBS: 278 • CU FT: 24

120" (2 piece top, 3 bases required, seats 10)

17-12048BT **\$5,127** LIST

120" x 48" x 1.125"
LBS: 228 • CU FT: 20

96" (1 piece top, 2 bases required, seats 8)

17-9642BT **\$4,000** LIST

96" x 42" x 1.125"
LBS: 154 • CU FT: 13



Panel Base

- Contemporary panel base
- Adjustable levelers
- Overall height 29.9375"
- Arm clearance 28.75"
- **Specify finish**

24"

PB-24 **\$319** LIST

(Use with 8', 10' and 12' tops)
24" x 2.0625" x 28.75"
LBS: 42 • CU FT: 5

21"

PB-21 **\$319** LIST

(Use with 6' tops)
21" x 2.0625" x 28.75"
LBS: 37 • CU FT: 5



Cylinder Base

- Small cylinder base
- Adjustable levelers
- Overall height 29.9375"
- Arm clearance 28.75"
- **Specify finish**

CB-16 **\$972** LIST

(Use with 36" round top)
16" DIAMETER x 28.75" H
LBS: 38 • CU FT: 10

Note: All round conference tops require additional weight in the base when using cylinder bases to prevent the table from tipping over. First Office provides instruction sheets and clear 6 ML bags with base. Customer must provide dry sand for the additional weight.



Cylinder Base

- Cylinder base
- Black reveal at bottom
- 8" x 8" wire access door
- Adjustable levelers
- Overall height 29.9375"
- Arm clearance 28.75"
- **Specify finish**

CB-20 **\$1,061** LIST

(Use with 42" and 48" round tops)
20" DIAMETER x 28.75" H
LBS: 80 • CU FT: 15

Note: All round conference tops require additional weight in the base when using cylinder bases to prevent the table from tipping over. First Office provides instruction sheets and clear 6 ML bags with base. Customer must provide dry sand for the additional weight.



Half Cylinder Base

- Half round base
- 8" x 8" wire access door
- Adjustable levelers
- Overall height 29.9375"
- Arm clearance 28.75"
- **Specify finish**

24"

HC-24 **\$1,061** LIST

(Use with 8', 10' and 12' tops)
24" x 12" x 28.75"
LBS: 51 • CU FT: 9

18"

HC-18 **\$946** LIST

(Use with 6' tops)
18" x 9" x 28.75"
LBS: 45 • CU FT: 7



Square Base

- Column base
- Full access door
- Adjustable levelers
- Overall height 29.9375"
- Arm clearance 28.75"
- **Specify finish**

20"

SB-20

(Use with 42" and 48" round tops)
20" x 20" x 28.75"
LBS: 59 • CU FT: 20

\$996 LIST

16"

SB-16

(Use with 36" round top)
16" x 16" x 28.75"
LBS: 40 • CU FT: 10

\$969 LIST



Panel Base

- Contemporary panel base
- Wire pass-thru from top to bottom
- Adjustable levelers
- Overall height 29.9375"
- Arm clearance 28.75"
- **Specify finish**

PBW-24

(Use with 8', 10' and 12' tops)
23.875" x 2.125" x 28.75"
LBS: 26 • CU FT: 5

\$839 LIST

PBW-21

(Use with 6' tops)
21" x 2.125" x 28.75"
LBS: 22 • CU FT: 4

\$839 LIST



Panel Base

- Panel base with aluminum end caps
- Adjustable levelers
- Overall height with top 29.9375"
- Arm clearance 1.1875" top - 28.75"
- 3.75" top 26.25"
- Removable access panel for wire access
- **Specify finish**

PBT-W24

(Use with 8', 10' and 12' tops)
24" x 5" x 28.75"
LBS: 42 • CU FT: 5

\$784 LIST



V-Base

- Curved base
- Wire pass-thru from top to bottom
- Adjustable levelers
- Overall height 29.9375"
- Arm clearance 28.75"
- **Specify finish**

VB-22

(Use with 6', 8', 10' and 12' tops)
22.25" x 10.375" x 28.75"
LBS: 52 • CU FT: 7

\$1,135 LIST



Metal X Base

- **Specify finish option**
(RC) Black
(RD) Pewter
- Adjustable levelers
- Arm clearance 27.75"

38"

MXB-38

(Use with 48" round top)
38" x 38" x 27.75"
LBS: 34 • CU FT: 4

\$462 LIST

32"

MXB-32

(Use with 36" and 42" round tops)
32" x 32" x 27.75"
LBS: 32 • CU FT: 4

\$209 LIST



Metal T Base

- **Specify finish option**
(RC) Black
(RD) Pewter
- Adjustable levelers
- Arm clearance 27.75"

MTB2

(Use with racetrack, rectangular, and boat shaped tops)
34" x 2" x 27.75"
LBS: 26 • CU FT: 1

\$202 LIST



Metal X4 Base

- Specify finish option
(RC) Black
(RD) Pewter
- Adjustable levelers
- Arm clearance 27.75"

MX4-30

(Use with 36" and 42" round tops)
30" x 30" x 27.75"
LBS: 53 · CU FT: 4

\$608 LIST



MCB6-32



MCB-22



MCB-18

Metal Circular Base

- Specify finish option
(RC) Black
(RD) Pewter
- Adjustable levelers
- Arm clearance 27.875"

32" - 6" Diameter Post

MCB6-32

\$1,367 LIST

(Use with 48" round top)
32" DIAMETER X 27.875" H
LBS: 88 · CU FT: 4

24" - 4" Diameter Post

MCB-22

\$643 LIST

(Use with 42" round top or 42" and 48" w
rectangular, racetrack, or boat shaped tops)
24" DIAMETER X 27.875" H
LBS: 49 · CU FT: 2

20" - 3" Diameter Post

MCB-18

\$621 LIST

(Use with 36" round, 36" w racetrack or rectangular
tops)
20" DIAMETER X 27.875" H
LBS: 37 · CU FT: 1



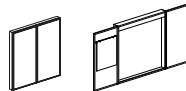
Metal X4 Base

- Specify finish option
(RC) Black
(RD) Pewter
- Adjustable levelers
- Arm clearance 27.75"

MX4-38

(Use with 48" round top)
38" x 38" x 27.75"
LBS: 58 · CU FT: 4

\$766 LIST



Visual Board

- Fabric tackboard
- Flip chart
- Display rail with adjustable hooks for flip chart
- Non-glare marker board
- Set of 4 dry markers and eraser
- Projection screen valance
- Ledge for eraser and marker storage
- Specify finish; and
- Specify grade/fabric
Note: Priced in Grade 1 fabrics. Add \$38 list price
per grade above Grade 1.
- COM is 1.5 yds.
- Specify projection screen option
(QM) No projection screen (standard)
(QP) 40" x 40" projection screen - Add \$161 list

17-4848VP

\$2,564 LIST

48" x 5.25" x 48
LBS: 132 · CU FT: 12