



# SCOOT - TRAINING

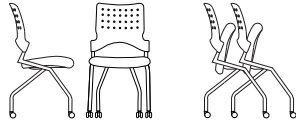
**Frame Construction:**

Scout training chair features a molded plywood seat and a molded plastic back with a powder coated steel tube leg frame with dual wheel casters.

**Seat Construction:**

Polyurethane foam in seat provides high resiliency and comfort for long-lasting support. The seat hinges upward to aid in nesting chairs for storage.

# SCOOT - TRAINING



**Scoot - Armless**  
**(Packed 2 Per Carton)**

- Upholstered seat
- Molded plastic back color option
- Silver powder coated base frame
- Black dual wheel hoodless casters
- Seat hinges up for nesting
- Back installation required

· **Specify back option**

(YG) Black

(YH) Gray

(YJ) White

(YK) Translucent

- **Specify grade/fabric**

**F105382 (PACKED 2 PER CARTON)**

19" x 21.25" x 35.75"

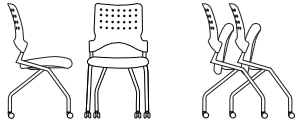
LBS: 35 · CU FT: 7 · SEAT WIDTH: 17.75" · SEAT DEPTH: 18" · SEAT HEIGHT: 19"

INSIDE BACK HEIGHT: 18.5" · COM: 0.75 YD · COL: 15 SQ FT

	COM	COL																
GRADE	1	2	3	4	5	6	7	8	9	10	11	12	LV	L1	L2	L3		
LIST	808	818	835	855	875	895	915	937	968	1002	1045	1112	NA	927	966	1014		

PRICED 2 PER CARTON

PACKED AND SHIPPED 2 PER CARTON



**Scoot - Armless**  
**(Packed 1 Per Carton)**

- Upholstered seat
- Molded plastic back color option
- Silver powder coated base frame
- Black dual wheel hoodless casters
- Seat hinges up for nesting
- Back installation required

· **Specify back option**

(YG) Black

(YH) Gray

(YJ) White

(YK) Translucent

- **Specify grade/fabric**

**F105381 (PACKED 1 PER CARTON)**

19" x 21.25" x 35.75"

LBS: 18 · CU FT: 7 · SEAT WIDTH: 17.75" · SEAT DEPTH: 18" · SEAT HEIGHT: 19"

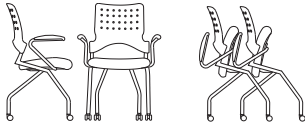
INSIDE BACK HEIGHT: 18.5" · COM: 0.75 YD · COL: 15 SQ FT

	COM	COL																
GRADE	1	2	3	4	5	6	7	8	9	10	11	12	LV	L1	L2	L3		
LIST	528	538	555	575	595	615	635	657	688	722	765	832	NA	647	686	734		

PRICED INDIVIDUALLY

PACKED AND SHIPPED 1 PER CARTON

# SCOOT - TRAINING




**Scoot - With Arms  
(Packed 2 Per Carton)**

- Upholstered seat
- Molded plastic back color option
- Silver powder coated base frame
- Silver powder coated arms
- Molded plastic arm cap color
- Black dual wheel hoodless casters
- Seat hinges up for nesting
- Back installation required
- **Specify back option**  
(YG) Black  
(YH) Gray  
(YJ) White  
(YK) Translucent
- **Specify arm cap option**  
(Wg) Black  
(X1) Gray  
(X2) White
- **Specify grade/fabric**

**F105372 (PACKED 2 PER CARTON)**

21.75" x 21.25" x 35.75"  
 LBS: 40 · CU FT: 7 · SEAT WIDTH: 17.75" · SEAT DEPTH: 18" · SEAT HEIGHT: 19"  
 ARM HEIGHT: 7.5" · ARM HEIGHT FROM FLOOR: 26.5" · INSIDE BACK HEIGHT: 18.5"  
 COM: 0.75 YD · COL: 15 SQ FT

	COM		COL										LV	L1	L2	L3
GRADE	1	2	3	4	5	6	7	8	9	10	11	12				
LIST	973	983	1000	1020	1040	1060	1080	1102	1133	1167	1210	1277	NA	1092	1131	1179
PRICED 2 PER CARTON																
PACKED AND SHIPPED 2 PER CARTON																



**Scoot - With Arms  
(Packed 1 Per Carton)**

- Upholstered seat
- Molded plastic back color option
- Silver powder coated base frame
- Silver powder coated arms
- Molded plastic arm cap color
- Black dual wheel hoodless casters
- Seat hinges up for nesting
- Back installation required
- **Specify back option**  
(YG) Black  
(YH) Gray  
(YJ) White  
(YK) Translucent
- **Specify arm cap option**  
(Wg) Black  
(X1) Gray  
(X2) White
- **Specify grade/fabric**

**F105371 (PACKED 1 PER CARTON)**

21.75" x 21.25" x 35.75"  
 LBS: 20 · CU FT: 7 · SEAT WIDTH: 17.75" · SEAT DEPTH: 18" · SEAT HEIGHT: 19"  
 ARM HEIGHT: 7.5" · ARM HEIGHT FROM FLOOR: 26.5" · INSIDE BACK HEIGHT: 18.5"  
 COM: 0.75 YD · COL: 15 SQ FT

	COM		COL										LV	L1	L2	L3
GRADE	1	2	3	4	5	6	7	8	9	10	11	12				
LIST	625	635	652	672	692	712	732	754	785	819	862	929	NA	744	783	831
PRICED INDIVIDUALLY																
PACKED AND SHIPPED 1 PER CARTON																

