



QUEST - VENEER

Veneer:

Bookmatch Cherry, Maple and Walnut veneers.

Primary Worksurface:

Desk tops are 1.1875" thick and profiled on all four sides. Durable scratch resistant matte finish on all units. Optional high pressure laminate tops available.

Pedestals:

Full or 3/4 pedestals with full modesty panels are standard.

Wire Management:

Wire management is standard in returns, bridge units, credenzas, corner units and hutch units.

Drawers:

Engineered composite wood material with mitered corners provides excellent strength and durability. Wood grain patterned drawer sides provide a consistent appearance and are stain resistant and easily cleaned.

Optional hardwood drawer interiors are available at an upcharge. Please contact Customer Service for price quote. To order, specify each item:

MOD - wood drawer interiors (HWD)

File Drawers:

File drawers have full extension, progressive action slides with steel ball bearing suspensions. They accommodate letter or legal filing.

Locking:

Pedestal locks secure all drawers with the turn of a single key. All units are standard shipped keyed alike. Specific key requirements may be specified on the purchase order at the time the order is placed for field installation (ships separately). Removable lock cores allow for re-keying in the field. See page 3 for options and order information.

Go:

Quest GO items are scheduled to be delivered on or before 12 business days and are available with (CD) Finger Grip pull, standard grain cherry and walnut veneers only, and wood doors only. Finished back option not available on GO. Standard grommets only are available on GO. When ordering GO items, be sure to designate these items with a GO in front of the model number.

Filing:

See page 175 for diagrams of all Quest filing capabilities.

Finish Options:

- (MCC) Crescent Cherry GO
- (MGC) Grand Cherry GO
- (MLC) Light Cherry GO
- (CHP) Light Cherry Laminate
- (MNC) Natural Cherry GO
- (MFC) Formal Mahogany/Cherry GO
- (MFP) Formal Mahogany/Cherry Laminate
- (MVC) Vintage Mahogany/Cherry GO
- (VCP) Vintage Mahogany/Cherry Laminate
- (MSC) Sable/Cherry GO
- (MFW) Formal Mahogany/Walnut GO
- (MVW) Vintage Mahogany/Walnut GO
- (VMP) Vintage Mahogany/Walnut Laminate
- (MAW) American Walnut GO
- (MEW) Executive Walnut GO
- (EWP) Executive Walnut Laminate
- (MLW) Legacy Walnut GO
- (MSW) Sable/Walnut GO
- (MHM) Honey Maple
- (MNM) Natural Maple
- (MLM) Light Maple (5% upcharge)
- (LMP) Light Maple Laminate (5% upcharge)

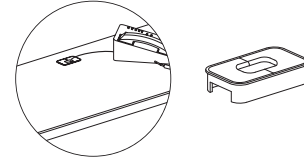
Edge:**Drawer Pull Options:**

- (CD) Finger Grip (standard) GO
- (QA) Optix Black
- (QB) Optix Satin Nickel

Note: When selecting pull option for hutch doors, an oval pull will be used.

Standard Grommets (factory installed):

Grommets are standard on these secondary worksurfaces: returns, bridge units, credenzas, corner units and hutch units.



overall size 3.375" x 2"
inside dimensions with inserts 1.5" x .75"
inside dimensions without inserts 2.9375" x 1.5"

Optional Worksurface Grommets Location Options (factory installed):

Grommet Location Option:

- G1 No Grommet (standard) - No Upcharge
- G2 Grommet on Right - Add \$55 list
- G3 Grommet in Center - Add \$55 list
- G4 Grommet on Left - Add \$55 list
- G5 Grommets Right and Left - Add \$110 list
- G6 Grommets Right and Center - Add \$110 list
- G7 Grommets Left and Center - Add \$110 list
- G8 Grommets Right, Left, and Center - Add \$164 list

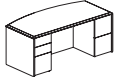
Note: Desk grommets: G1, G2, G4 and G5 only.

Note: Bridges, Returns, Credenzas are standard with G3 center grommet; for other grommet options: Add upcharge of \$55 list for grommets specified in addition to center grommet; i.e. For G5 Right and Left, add \$110 list; for G6 Right and Center, add \$55 list.

Grommet Color:

- G1 No Grommet
- LJ Black
- LK Satin Nickel

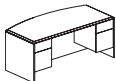
QUEST - VENEER



Bow Shaped Double Pedestal Desk

- Bow shaped top
- 2 box drawers
- 3 file drawers (letter or legal)
- Locking pedestals
- Adjustable levelers
- 29.8125" wide end panel
- Optional center drawer (see p. 56)
- **Specify finish, pull; and**
- **Specify grommet option**
(G1) No Grommet (standard) - No Upcharge
(G2) Right - Add \$55 list
(G4) Left - Add \$55 list
(G5) Right and Left - Add \$110 list
- **Specify grommet color**
(G1) No Grommet (standard)
(LJ) Black
(LK) Satin Nickel

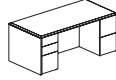
11-7236FDPB © **\$3,161 LIST**
71.8125" x 35.8125" x 30"
LBS: 386 · CU FT: 54



Bow Shaped Double Pedestal Desk with 3/4 Pedestals

- Bow shaped top
- 2 box drawers
- 2 file drawers (letter or legal)
- Locking pedestals
- Adjustable levelers
- 29.8125" wide end panel
- Optional center drawer (see p. 56)
- **Specify finish, pull; and**
- **Specify grommet option**
(G1) No Grommet (standard) - No Upcharge
(G2) Right - Add \$55 list
(G4) Left - Add \$55 list
(G5) Right and Left - Add \$110 list
- **Specify grommet color**
(G1) No Grommet (standard)
(LJ) Black
(LK) Satin Nickel

11-7236DPB **\$2,847 LIST**
71.8125" x 35.8125" x 30"
LBS: 352 · CU FT: 54

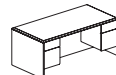


Double Pedestal Desk

- 2 box drawers
- 3 file drawers (letter or legal)
- Locking pedestals
- Adjustable levelers
- Optional center drawer (see p. 56)
- **Specify finish, pull; and**
- **Specify grommet option**
(G1) No Grommet (standard) - No Upcharge
(G2) Right - Add \$55 list
(G4) Left - Add \$55 list
(G5) Right and Left - Add \$110 list
- **Specify grommet color**
(G1) No Grommet (standard)
(LJ) Black
(LK) Satin Nickel

72"
11-7236FDP © **\$2,617 LIST**
71.8125" x 35.8125" x 30"
LBS: 381 · CU FT: 54

66"
11-6630FDP **\$2,359 LIST**
65.8125" x 29.8125" x 30"
LBS: 298 · CU FT: 42



Double Pedestal Desk with 3/4 Pedestals

- 2 box drawers
- 2 file drawers (letter or legal)
- Locking pedestals
- Adjustable levelers
- Optional center drawer (see p. 56)
- **Specify finish, pull; and**
- **Specify grommet option**
(G1) No Grommet (standard) - No Upcharge
(G2) Right - Add \$55 list
(G4) Left - Add \$55 list
(G5) Right and Left - Add \$110 list
- **Specify grommet color**
(G1) No Grommet (standard)
(LJ) Black
(LK) Satin Nickel

72" **\$2,321 LIST**
11-7236DP
71.8125" x 35.8125" x 30"
LBS: 347 · CU FT: 54

66"
11-6630DP **\$2,023 LIST**
65.8125" x 29.8125" x 30"
LBS: 285 · CU FT: 42



Table Desk

- Top curved on ends
- Adjustable levelers
- **Specify finish**

11-7236TD **\$2,358 LIST**
72" x 36" x 30"
LBS: 220 · CU FT: 54



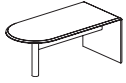
P-Table with End

- P-shaped top
- 34" flat end
- 1 end panel
- 10" modesty panel
- 4" metal cylinder base
- Cannot be used as a freestanding unit
- Adjustable levelers
- Ships KD
- Optional center drawer (see p. 56)
- **Specify finish; and**
- **Specify base finish option**
(MP) Black - No Upcharge
(MQ) Satin Nickel - No Upcharge
- **Specify grommet option**
(G1) No Grommet (standard) - No Upcharge
(KP) Grommet - Add \$55 list
- **Specify grommet color**
(G1) No Grommet (standard)
(LJ) Black
(LK) Satin Nickel

Left (end panel on right)
11-7242LPTF/CB4 (shown) **\$2,658 LIST**
71.8125" x 42" x 30"
LBS: 170 · CU FT: 18

Right (end panel on left)
11-7242RPTF/CB4 **\$2,658 LIST**
71.8125" x 42" x 30"
LBS: 170 · CU FT: 18

QUEST - VENEER




Bullet Table with End

- Bullet shaped top
- 1 end panel
- 10" modesty panel
- 4" metal cylinder base
- Cannot be used as a freestanding unit
- Adjustable levelers
- Ships KD
- Optional center drawer (see p. 56)
- **Specify finish; and**
- **Specify base finish option**
(MP) Black - No Upcharge
(MQ) Satin Nickel - No Upcharge
- **Specify grommet option**
(G1) No Grommet (standard) - No Upcharge
(KP) Grommet - Add \$55 list
- **Specify grommet color**
(G1) No Grommet (standard)
(LJ) Black
(LK) Satin Nickel

Left (end panel on right)

72"

11-7236LBTF/CB4  (shown) **\$2,105 LIST**
71.8125" x 36" x 30"
LBS: 145 · CU FT: 15

66"

11-6630LBTF/CB4 **\$2,053 LIST**
66" x 30" x 30"
LBS: 125 · CU FT: 12

Right (end panel on left)

72"

11-7236RBTF/CB4  **\$2,105 LIST**
71.8125" x 36" x 30"
LBS: 145 · CU FT: 15

66"

11-6630RBTF/CB4 **\$2,053 LIST**
66" x 30" x 30"
LBS: 125 · CU FT: 12



P-Top

- P-shaped top
- 34" end is reverse coped
- Adjustable levelers
- Use with 11-CB4 base (at right)
- 42" at widest point
- **Specify finish**

Left

11-7242LPT (shown) **\$1,995 LIST**
71.8125" x 42" x 1.1875"
LBS: 125 · CU FT: 9

Right

11-7242RPT **\$1,995 LIST**
71.8125" x 42" x 1.1875"
LBS: 125 · CU FT: 9



Bullet Table Top

- Bullet shaped top
- Use with 11-CB4 base (see below)
- 36" or 30" end is reverse coped
- **Specify finish**

71.8125"

11-7236BT **\$1,751 LIST**
71.8125" x 36" x 1.1875"
LBS: 100 · CU FT: 7

66"

11-6630BT **\$1,719 LIST**
66" x 30" x 1.1875"
LBS: 85 · CU FT: 6

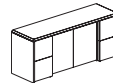


Bullet and P-Top Base

- Use on bullet table tops: 11-7236BT and 11-6630BT
- Use on P-tops: 11-7242RPT and 11-7242LPT
- 4" metal cylinder base
- Adjustable levelers
- **Specify base finish option**
(MP) Black - No Upcharge
(MQ) Satin Nickel - No Upcharge

11-CB4

4" x 4" x 28.8125" **\$239 LIST**
LBS: 33 · CU FT: 1



Door / Drawer Credenza

- 4 file drawers (letter or legal)
- Adjustable shelf behind doors
- Locking pedestals
- Adjustable levelers
- **Specify finish, pull; and**
- **Specify back option**
(LW) Unfinished (standard) - No Upcharge
(LX) Finished -
For 11-7222FCRD, add \$250 list
For 11-6622FCRD, add \$230 list

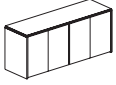
72"

11-7222FCRD  **\$2,501 LIST**
71.8125" x 21.8125" x 30"
LBS: 310 · CU FT: 34

66"

11-6622FCRD **\$2,286 LIST**
65.8125" x 21.8125" x 30"
LBS: 284 · CU FT: 28

QUEST - VENEER

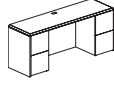


Door Credenza

- 4 doors
- Adjustable shelf behind each set of doors
- Adjustable levelers
- **Specify finish; and**
- **Specify back option**
(LW) Unfinished (standard) - No Upcharge
(LX) Finished - Add \$300 list

11-7222dc **\$3,002 LIST**

71.8125" x 21.8125" x 30"
LBS: 280 · CU FT: 33



Kneespace Credenza

- 4 file drawers (letter or legal)
- Locking pedestals
- G3 center grommet standard; optional grommets available (see p. 43)
- Adjustable levelers
- **Specify finish, pull; and**
- **Specify back option**
(LW) Unfinished (standard) - No Upcharge
(LX) Finished -
For 11-7222FCR, add \$240 list
For 11-6622FCR, add \$216 list
- **Specify grommet color**
(G1) No Grommet
(LJ) Black
(LK) Satin Nickel

71.8125"

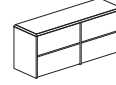
11-7222FCR **\$2,392 LIST**

71.8125" x 21.8125" x 30"
LBS: 260 · CU FT: 34

65.8125"

11-6622FCR **\$2,163 LIST**

65.8125" x 21.8125" x 30"
LBS: 245 · CU FT: 28

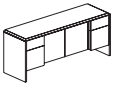


Double Lateral File Credenza

- 4 lateral file drawers (letter or legal)
- Central locking with anti-tilt mechanism
- Adjustable levelers
- **Specify finish, pull; and**
- **Specify back option**
(LW) Unfinished (standard) - No Upcharge
(LX) Finished - Add \$283 list

11-7222CLF **\$2,831 LIST**

71.8125" x 21.8125" x 30"
LBS: 356 · CU FT: 34



Door Credenza with 3/4 Pedestals

- 2 box drawers
- 2 file drawers (letter or legal)
- Locking pedestals
- Adjustable levelers
- **Specify finish, pull; and**
- **Specify back option**
(LW) Unfinished (standard) - No Upcharge
(LX) Finished -
For 11-7222CRD, add \$217 list
For 11-6622CRD, add \$197 list

72"

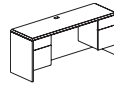
11-7222CRD **\$2,177 LIST**

71.8125" x 21.8125" x 30"
LBS: 255 · CU FT: 34

66"

11-6622CRD **\$1,961 LIST**

65.8125" x 21.8125" x 30"
LBS: 230 · CU FT: 28



Kneespace Credenza with 3/4 Pedestals

- 2 box drawers
- 2 file drawers (letter or legal)
- Locking pedestals
- G3 center grommet standard; optional grommets available (see p. 43)
- Adjustable levelers
- **Specify finish, pull; and**
- **Specify back option**
(LW) Unfinished (standard) - No Upcharge
(LX) Finished -
For 11-7222CR, add \$208 list
For 11-6622CR, add \$189 list
- **Specify grommet color**
(G1) No Grommet
(LJ) Black
(LK) Satin Nickel

72"

11-7222CR **\$2,080 LIST**

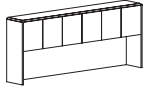
71.8125" x 21.8125" x 30"
LBS: 225 · CU FT: 34

66"

11-6622CR **\$1,884 LIST**

65.8125" x 21.8125" x 30"
LBS: 215 · CU FT: 28

QUEST - VENEER



Highback Organizer

- 6 hinged doors
- Wire management
- Optional task lights (see p. 169)
- 21.875" clearance
- **Specify finish, pull; and**
- **Specify door option**
(HC) Wood (standard) - No Upcharge
(JD) Wood Framed with Frosted Insert - Add \$509 list
(JE) Wood Framed with Divider - Add \$679 list
- **Specify back option**
(LW) Unfinished (standard) - No Upcharge
(LX) Finished -
For 11-10343HD6, add \$449 list
For 11-9743HD6, add \$412 list
For 11-9143HD6, add \$379 list

103"

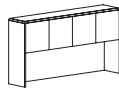
11-10343HD6 **\$4,488** LIST
(Use with U unit comprised of 35.8125" desk, 48" bridge, and 21.8125" credenza)
103.125" x 15" x 42"
LBS: 295 • CU FT: 42

97"

11-9743HD6 **\$4,121** LIST
(Use with U unit comprised of 35.8125" desk, 42" bridge, and 21.8125" credenza or U unit comprised of 29.8125" desk, 48" bridge, and 21.8125" credenza)
97.125" x 15" x 42"
LBS: 278 • CU FT: 39

91"

11-9143HD6 **\$3,789** LIST
(Use with U unit comprised of 29.8125" desk, 42" bridge, and 21.8125" credenza)
91.125" x 15" x 42"
LBS: 261 • CU FT: 37



Highback Organizer

- 4 hinged doors
- Wire management
- Optional task lights (see p. 169)
- 21.875" clearance
- **Specify finish, pull; and**
- **Specify door option**
(HC) Wood (standard) - No Upcharge
(JD) Wood Framed with Frosted Insert - Add \$340 list
(JE) Wood Framed with Divider - Add \$452 list
- **Specify back option**
(LW) Unfinished (standard) - No Upcharge
(LX) Finished -
For 11-8143HD4, add \$325 list
For 11-7543HD4, add \$296 list
For 11-7043HD4, add \$188 list
For 11-6443HD4, add \$182 list

81"

11-8143HD4 **\$3,257** LIST
(Use with L unit comprised of 35.8125" desk and 47.8125" return)
81.125" x 15" x 42"
LBS: 232 • CU FT: 33

75"

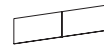
11-7543HD4 **\$2,959** LIST
(Use with L unit comprised of 35.8125" desk and 41.8125" return or 29.8125" desk and 47.8125" return)
75.125" x 15" x 42"
LBS: 215 • CU FT: 30

69"

11-7043HD4 **\$1,875** LIST
(Use with credenza)
Ⓞ – available with wood doors only
69.3125" x 15" x 42"
LBS: 203 • CU FT: 28

63"

11-6443HD4 **\$1,818** LIST
(Use with credenza)
63.3125" x 15" x 42"
LBS: 173 • CU FT: 26



Fabric Tackboard

- **Specify grade/fabric**
Note: Priced in Grade 1 fabrics. Add \$38 list price per Grade above 1.
- COM is 3 yds.

101" (set of 2)

FT1097 **\$505** LIST
(Use with 11-10343HD6)
100.75" W x 21" H
LBS: 15 • CU FT: 3

QUEST - VENEER



Fabric Tackboard

- **Specify grade/fabric**

Note: Priced in Grade 1 fabrics. Add \$38 list price per Grade above 1.

94" (COM is 3 yds.)

FT1098

\$479 LIST

(Use with 11-9743HD6)
94.875" W X 21" H
LBS: 15 · CU FT: 3

88" (COM is 3 yds.)

FT1099

\$479 LIST

(Use with 11-9143HD6)
88.875" W X 21" H
LBS: 14 · CU FT: 3

78" (COM is 2.5 yds.)

FT1100

\$333 LIST

(Use with 11-8143HD4)
78.875" W X 21" H
LBS: 12 · CU FT: 2

72" (COM is 2.5 yds.)

FT1101

\$315 LIST

(Use with 11-7543HD4)
72.875" W X 21" H
LBS: 11 · CU FT: 2

67" (COM is 2 yds.)

FT1104 ©

\$314 LIST

(Use with 11-7043HD4)
67" W X 21" H
LBS: 10 · CU FT: 2

61" (COM is 2 yds.)

FT1105

\$314 LIST

(Use with 11-6443HD4)
61" W X 21" H
LBS: 9 · CU FT: 2



Wallmount Organizer

- 6 hinged doors
- Optional task lights (see p. 169)
- **Specify finish, pull; and**
- **Specify door option**

(HC) Wood (standard) - No Upcharge
(JD) Wood Framed with Frosted Insert - Add \$509 list
(JE) Wood Framed with Divider - Add \$679 list

103"

11-10315HDW6

\$3,323 LIST

(Use with U unit comprised of 35.8125" desk, 48" bridge, and 21.8125" credenza)
103.125" X 15" X 19.8125"
LBS: 252 · CU FT: 23

97"

11-9715HDW6

\$3,125 LIST

(Use with U unit comprised of 35.8125" desk, 42" bridge, and 21.8125" credenza, or U unit comprised of 29.8125" desk, 48" bridge, and 21.8125" credenza)
97.125" X 15" X 19.8125"
LBS: 237 · CU FT: 22

91"

11-9115HDW6

\$2,991 LIST

(Use with U unit comprised of 29.8125" desk, 42" bridge, and 21.8125" credenza)
91.125" X 15" X 19.8125"
LBS: 222 · CU FT: 20



Wallmount Organizer

- 4 hinged doors
- Optional task lights (see p. 169)
- **Specify finish, pull; and**
- **Specify door option**

(HC) Wood (standard) - No Upcharge
(JD) Wood Framed with Frosted Insert - Add \$340 list
(JE) Wood Framed with Divider - Add \$452 list

81"

11-8115HDW4

\$2,658 LIST

(Use with L unit comprised of 35.8125" desk and 47.8125" return)
81.125" X 15" X 19.8125"
LBS: 198 · CU FT: 18

75"

11-7515HDW4

\$2,433 LIST

(Use with L unit comprised of 29.8125" desk and 47.8125" return)
75.125" X 15" X 19.8125"
LBS: 183 · CU FT: 17

69"

11-7015HDW4

\$1,750 LIST

69.3125" X 15" X 19.8125"
LBS: 190 · CU FT: 16

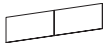
63"

11-6415HDW4

\$1,680 LIST

63.3125" X 15" X 19.8125"
LBS: 153 · CU FT: 14

QUEST - VENEER



Fabric Tackboard

- **Specify grade/fabric**
Note: Priced in Grade 1 fabrics. Add \$38 list price per Grade above 1.
- COM is 4 yds.

103" (Set of 2)

FT2084 **\$505** LIST

(Use with 11-10315HDW6)
103" W X 21.75" H
LBS: 16 · CU FT: 3

97" (Set of 2)

FT2085 **\$505** LIST

(Use with 11-9715HDW6)
97" W X 21.75" H
LBS: 15 · CU FT: 3



Fabric Tackboard

- **Specify grade/fabric**
Note: Priced in Grade 1 fabrics. Add \$38 list price per Grade above 1.

91" (COM is 3 yds.)

FT2086 **\$373** LIST

(Use with 11-9115HDW6)
91" W X 21.75" H
LBS: 14 · CU FT: 3

81" (COM is 3 yds.)

FT2087 **\$333** LIST

(Use with 11-8115HDW4)
81" W X 21.75" H
LBS: 13 · CU FT: 2

75" (COM is 3 yds.)

FT2088 **\$322** LIST

(Use with 11-7515HDW4)
75" W X 21.75" H
LBS: 12 · CU FT: 2

69.1875" (COM is 2.5 yds.)

FT2091 **\$314** LIST

(Use with 11-7015HDW4)
69.1875" W X 21.75" H
LBS: 11 · CU FT: 2

63.1875" (COM is 2.5 yds.)

FT2092 **\$314** LIST

(Use with 11-6415HDW4)
63.1875" W X 21.75" H
LBS: 10 · CU FT: 2

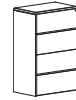


Door Cabinet

- 1 adjustable shelf, 1 stationary shelf
- Adjustable levelers
- **Specify finish and pull**

11-3822Dc **\$1,338** LIST

37.875" X 21.8125" X 30"
LBS: 161 · CU FT: 19



Lateral File

- 4 file drawers (letter or legal)
- Central locking with anti-tilt mechanism
- Adjustable levelers
- **Specify finish, pull; and**
- **Specify back option**
(LW) Unfinished (standard) - No Upcharge
(LX) Finished - Add \$210 list

11-3858LF4 **\$2,104** LIST

37.875" X 21.8125" X 57.75"
LBS: 280 · CU FT: 33



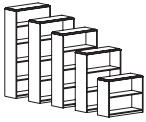
Lateral File

- 2 file drawers (letter or legal)
- Central locking with anti-tilt mechanism
- Adjustable levelers
- **Specify finish, pull; and**
- **Specify back option**
(LW) Unfinished (standard) - No Upcharge
(LX) Finished - Add \$134 list

11-3822LF2 **\$1,343** LIST

37.875" X 21.8125" X 30"
LBS: 175 · CU FT: 19

QUEST - VENEER



Bookcase

- Adjustable levelers
- **Specify finish; and**
- **Specify back option**
(LW) Unfinished (standard) - No Upcharge
(LX) Finished -
For 11-72BC, add \$162 list
For 11-66BC, add \$154 list
For 11-60BC, add \$147 list
For 11-48BC, add \$139 list
For 11-30BC, add \$129 list

72" (3 adjustable shelves, 2 stationary shelves)

11-72BC **\$1,628** LIST
36" x 14" x 72"
LBS: 150 · CU FT: 29

66" (2 adjustable shelves, 2 stationary shelves)

11-66BC **\$1,538** LIST
36" x 14" x 66"
LBS: 127 · CU FT: 28

60" (2 adjustable shelves, 2 stationary shelves)

11-60BC **\$1,471** LIST
36" x 14" x 60"
LBS: 112 · CU FT: 22

48" (2 adjustable shelves, 1 stationary shelf)

11-48BC **\$1,378** LIST
36" x 14" x 48"
LBS: 105 · CU FT: 21

30" (1 adjustable shelf, 1 stationary shelf)

11-30BC **\$1,284** LIST
36" x 14" x 30"
LBS: 78 · CU FT: 11



Bookcase Organizer

- 1 adjustable shelf
- 1 stationary shelf
- Use with 11-3822LF2
- **Specify finish; and**
- **Specify back option**
(LW) Unfinished (standard) - No Upcharge
(LX) Finished - Add \$93 list

11-43BC **\$924** LIST
35" x 12" x 42"
LBS: 75 · CU FT: 16



Mobile Pedestal

- 1 tray drawer
- 1 box drawer
- 1 file drawer (letter or legal)
- Locking pedestal
- Square edge
- **Specify finish and pull**

11-1620MP **\$1,261** LIST
16.25" x 20" x 27.75"
LBS: 95 · CU FT: 7



Mobile Pedestal with Cushion

- 1 tray drawer
- 1 file drawer (letter or legal)
- Locking pedestal
- Seat cushion on top of unit
- **Specify finish, pull; and**
- **Specify grade/fabric**
Note: Priced in Grade 1 fabrics. Add \$38 list price per Grade above 1.
- COM requires 1 yd.

11-1620MPC **\$1,375** LIST
16.25" x 20" x 20.9375"
LBS: 110 · CU FT: 6

QUEST - VENEER

How to order U's and L's:

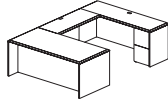
You can build a multitude of U's and L's by simply specifying the components needed such as desks, bridges, returns and credenzas. We offer these components individually so specifiers can select the exact shape and size needed.

U's:

To build a U, select a single pedestal desk with a bridge and a single pedestal credenza. Right U's require a left pedestal desk with right pedestal credenza (bridge in between). Left U's require a right pedestal desk with a left pedestal credenza (bridge in between).

L's:

To build an L, select a single pedestal desk and a return. Right L's require a left pedestal desk with right pedestal return. Left L's require a right pedestal desk with a left pedestal return.



Example of a Right U

71.8125" x 105.625" x 30"

Desk:

- 2 box drawers
- 1 file drawer (letter or legal)
- Locking pedestal
- Adjustable levelers
- Optional center drawer (see p. 56)

• Specify finish, pull; and • Specify grommet option

- (G1) No Grommet (standard) - No Upcharge
- (G2) Right - Add \$55 list
- (G4) Left - Add \$55 list
- (G5) Right and Left - Add \$110 list

• Specify grommet color

- (G1) No Grommet (standard)
- (LJ) Black
- (LK) Satin Nickel

11-7236FLPD [®]

71.8125" x 35.8125" x 30"

LBS: 305 · CU FT: 54

Bridge:

- G3 center grommet standard; optional grommets available (see p. 43)
- Adjustable levelers
- Specify finish; and
- Specify grommet color
- (G1) No Grommet
- (LJ) Black
- (LK) Satin Nickel

11-2248BR [®]

48" x 21.8125" x 30"

LBS: 100 · CU FT: 7

Credenza:

- 2 file drawers (letter or legal)
- Locking pedestal
- G3 center grommet standard; optional grommets available (see p. 43)
- Adjustable levelers
- Specify finish, pull; and
- Specify back option
- (LW) Unfinished (standard) - No Upcharge
- (LX) Finished - Add \$174 list
- Specify grommet color
- (G1) No Grommet
- (LJ) Black
- (LK) Satin Nickel

11-7222FCRR [®]

71.8125" x 21.8125" x 30"

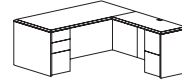
LBS: 220 · CU FT: 34

\$4,520 LIST

\$2,220 LIST

\$554 LIST

\$1,746 LIST



Example of a Right L

71.8125" x 83.625" x 30"

Desk:

- 2 box drawers
- 1 file drawer (letter or legal)
- Locking pedestal
- Adjustable levelers
- Optional center drawer (see p. 56)

• Specify finish, pull; and • Specify grommet option

- (G1) No Grommet (standard) - No Upcharge
- (G2) Right - Add \$55 list
- (G4) Left - Add \$55 list
- (G5) Right and Left - Add \$110 list

• Specify grommet color

- (G1) No Grommet (standard)
- (LJ) Black
- (LK) Satin Nickel

11-7236FLPD [®]

71.8125" x 35.8125" x 30"

LBS: 305 · CU FT: 54

Return:

- 2 file drawers (letter or legal)
- Locking pedestal
- G3 center grommet standard; optional grommets available (see p. 43)
- Adjustable levelers
- Specify finish, pull; and
- Specify grommet color
- (G1) No Grommet
- (LJ) Black
- (LK) Satin Nickel

11-2248FRPR [®]

47.8125" x 21.8125" x 30"

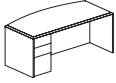
LBS: 150 · CU FT: 24

\$3,807 LIST

\$2,220 LIST

\$1,587 LIST


QUEST - VENEER



72" Bow Single Pedestal Desk

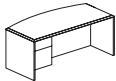
- Bow shaped top
- 29.8125" wide end panel
- 2 box drawers
- 1 file drawer (letter or legal)
- Locking pedestal
- Adjustable levelers
- Optional center drawer (see p. 56)
- **Specify finish, pull; and**
- **Specify grommet option**
(G1) No Grommet (standard) - No Upcharge
(G2) Right - Add \$55 list
(G4) Left - Add \$55 list
(G5) Right and Left - Add \$110 list
- **Specify grommet color**
(G1) No Grommet (standard)
(LJ) Black
(LK) Satin Nickel

Left

11-7236FLPDB  (shown) **\$2,788 LIST**
71.8125" x 35.8125" x 30"
LBS: 353 · CU FT: 54

Right

11-7236FRPDB  **\$2,788 LIST**
71.8125" x 35.8125" x 30"
LBS: 353 · CU FT: 54



72" Bow Single 3/4 Pedestal Desk

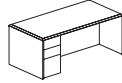
- Bow shaped top
- 29.8125" wide end panel
- 1 box drawer
- 1 file drawer (letter or legal)
- Locking pedestal
- Adjustable levelers
- Optional center drawer (see p. 56)
- **Specify finish, pull; and**
- **Specify grommet option**
(G1) No Grommet (standard) - No Upcharge
(G2) Right - Add \$55 list
(G4) Left - Add \$55 list
(G5) Right and Left - Add \$110 list
- **Specify grommet color**
(G1) No Grommet (standard)
(LJ) Black
(LK) Satin Nickel

Left

11-7236LPDB (shown) **\$2,635 LIST**
71.8125" x 35.8125" x 30"
LBS: 323 · CU FT: 54

Right


11-7236RPDB **\$2,635 LIST**
71.8125" x 35.8125" x 30"
LBS: 323 · CU FT: 54



72" Desk

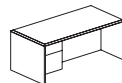
- 2 box drawers
- 1 file drawer (letter or legal)
- Locking pedestal
- Adjustable levelers
- Optional center drawer (see p. 56)
- **Specify finish, pull; and**
- **Specify grommet option**
(G1) No Grommet (standard) - No Upcharge
(G2) Right - Add \$55 list
(G4) Left - Add \$55 list
(G5) Right and Left - Add \$110 list
- **Specify grommet color**
(G1) No Grommet (standard)
(LJ) Black
(LK) Satin Nickel

Left

11-7236FLPD  (shown) **\$2,220 LIST**
71.8125" x 35.8125" x 30"
LBS: 305 · CU FT: 54

Right

11-7236FRPD  **\$2,220 LIST**
71.8125" x 35.8125" x 30"
LBS: 305 · CU FT: 54



72" Desk with 3/4 Pedestal

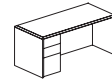
- 1 box drawer
- 1 file drawer (letter or legal)
- Locking pedestal
- Adjustable levelers
- Optional center drawer (see p. 56)
- **Specify finish, pull; and**
- **Specify grommet option**
(G1) No Grommet (standard) - No Upcharge
(G2) Right - Add \$55 list
(G4) Left - Add \$55 list
(G5) Right and Left - Add \$110 list
- **Specify grommet color**
(G1) No Grommet (standard)
(LJ) Black
(LK) Satin Nickel

Left

11-7236LPD (shown) **\$2,063 LIST**
71.8125" x 35.8125" x 30"
LBS: 265 · CU FT: 54

Right


11-7236RPD **\$2,063 LIST**
71.8125" x 35.8125" x 30"
LBS: 265 · CU FT: 54



66" Desk

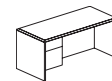
- 2 box drawers
- 1 file drawer (letter or legal)
- Locking pedestal
- Adjustable levelers
- Optional center drawer (see p. 56)
- **Specify finish, pull; and**
- **Specify grommet option**
(G1) No Grommet (standard) - No Upcharge
(G2) Right - Add \$55 list
(G4) Left - Add \$55 list
(G5) Right and Left - Add \$110 list
- **Specify grommet color**
(G1) No Grommet (standard)
(LJ) Black
(LK) Satin Nickel

Left

11-6630FLPD  (shown) **\$2,023 LIST**
65.8125" x 29.8125" x 30"
LBS: 265 · CU FT: 42

Right

11-6630FRPD  **\$2,023 LIST**
65.8125" x 29.8125" x 30"
LBS: 265 · CU FT: 42



66" Desk with 3/4 Pedestal

- 1 box drawer
- 1 file drawer (letter or legal)
- Locking pedestal
- Adjustable levelers
- Optional center drawer (see p. 56)
- **Specify finish, pull; and**
- **Specify grommet option**
(G1) No Grommet (standard) - No Upcharge
(G2) Right - Add \$55 list
(G4) Left - Add \$55 list
(G5) Right and Left - Add \$110 list
- **Specify grommet color**
(G1) No Grommet (standard)
(LJ) Black
(LK) Satin Nickel

Left

11-6630LPD (shown) **\$1,868 LIST**
65.8125" x 29.8125" x 30"
LBS: 225 · CU FT: 42

Right

11-6630RPD **\$1,868 LIST**
65.8125" x 29.8125" x 30"
LBS: 225 · CU FT: 42

QUEST - VENEER



Bullet Table Top

- Bullet shaped top
- Use with 11-CB4 base
- 36" or 30" end is reverse coped
- **Specify finish**

72"

11-7236BT

71.8125" x 36" x 1.1875"

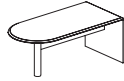
LBS: 100 · CU FT: 7

66"

11-6630BT

66" x 30" x 1.1875"

LBS: 86 · CU FT: 6



Bullet Table with End

- Bullet shaped top
- 1 end panel
- 10" modesty panel
- 4" metal cylinder base
- Cannot be used as a freestanding unit
- Adjustable levelers
- Ships KD
- Optional center drawer (see p. 56)
- **Specify finish; and**
- **Specify base finish option**
(MP) Black - No Upcharge
(MQ) Satin Nickel - No Upcharge
- **Specify grommet option**
(G1) No Grommet (standard) - No Upcharge
(KP) Grommet - Add \$55 list
- **Specify grommet color**
(G1) No Grommet (standard)
(LJ) Black
(LK) Satin Nickel

Left (end panel on right)

72"

11-7236LBTF/CB4 [Ⓞ] (shown)

71.8125" x 36" x 30"

LBS: 145 · CU FT: 15

66"

11-6630LBTF/CB4

66" x 30" x 30"

LBS: 125 · CU FT: 12

Right (end panel on left)

72"

11-7236RBTF/CB4 [Ⓞ]

71.8125" x 36" x 30"

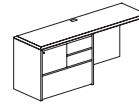
LBS: 145 · CU FT: 15

66"

11-6630RBTF/CB4

66" x 30" x 30"

LBS: 125 · CU FT: 12



72" Corner Workstation Multi File Return

- 2 box drawers
- 1 file drawer (letter or legal)
- 1 lateral file drawer (letter or legal)
- Locking file and lateral file drawers
- G3 center grommet standard; optional grommets available (see p. 43)
- Adjustable levelers
- **Specify finish, pull; and**
- **Specify grommet color**
(G1) No Grommet
(LJ) Black
(LK) Satin Nickel

Left

11-2272MRPL (shown)

71.8125" x 21.8125" x 30"

LBS: 225 · CU FT: 34

\$2,206 LIST

Right

11-2272MRPR

71.8125" x 21.8125" x 30"

LBS: 225 · CU FT: 34

\$2,206 LIST



Corner Unit

- Grommet in top
- Adjustable levelers
- 10" end panel
- Grommets in end panels
- **Specify finish; and**
- **Specify grommet color**
(LJ) Black
(LK) Satin Nickel

41.8125"

11-4242CU

41.8125" x 41.8125" x 30"

LBS: 185 · CU FT: 37

\$1,666 LIST

38"

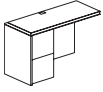
11-3838CU

38" x 38" x 30"

LBS: 152 · CU FT: 31

\$1,495 LIST

QUEST - VENEER



48" Return

- 2 file drawers (letter or legal)
- Locking pedestal
- G3 center grommet standard; optional grommets available (see p. 43)
- Adjustable levelers
- **Specify finish, pull; and**
- **Specify grommet color**
(G1) No Grommet
(LJ) Black
(LK) Satin Nickel

Left

11-2248FLPR [Ⓞ] (shown) **\$1,587** LIST
47.8125" x 21.8125" x 30"
LBS: 150 · CU FT: 24

Right

11-2248FRPR [Ⓞ] **\$1,587** LIST
47.8125" x 21.8125" x 30"
LBS: 150 · CU FT: 24



42" Return

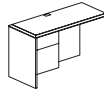
- 2 file drawers (letter or legal)
- Locking pedestal
- G3 center grommet standard; optional grommets available (see p. 43)
- Adjustable levelers
- **Specify finish, pull; and**
- **Specify grommet color**
(G1) No Grommet
(LJ) Black
(LK) Satin Nickel

Left

11-2242FLPR (shown) **\$1,532** LIST
41.8125" x 21.8125" x 30"
LBS: 139 · CU FT: 21

Right

11-2242FRPR **\$1,532** LIST
41.8125" x 21.8125" x 30"
LBS: 139 · CU FT: 21



48" Return with 3/4 Pedestal

- 1 box drawer
- 1 file drawer (letter or legal)
- Locking pedestal
- G3 center grommet standard; optional grommets available (see p. 43)
- Adjustable levelers
- **Specify finish, pull; and**
- **Specify grommet color**
(G1) No Grommet
(LJ) Black
(LK) Satin Nickel

Left

11-2248LPR (shown) **\$1,423** LIST
47.8125" x 21.8125" x 30"
LBS: 135 · CU FT: 24

Right

11-2248RPR **\$1,423** LIST
47.8125" x 21.8125" x 30"
LBS: 135 · CU FT: 24



42" Return with 3/4 Pedestal

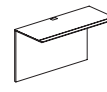
- 1 box drawer
- 1 file drawer (letter or legal)
- Locking pedestal
- G3 center grommet standard; optional grommets available (see p. 43)
- Adjustable levelers
- **Specify finish, pull; and**
- **Specify grommet color**
(G1) No Grommet
(LJ) Black
(LK) Satin Nickel

Left

11-2242LPR (shown) **\$1,368** LIST
41.8125" x 21.8125" x 30"
LBS: 124 · CU FT: 21

Right

11-2242RPR **\$1,368** LIST
41.8125" x 21.8125" x 30"
LBS: 124 · CU FT: 21



Bridge

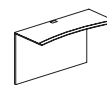
- G3 center grommet standard; optional grommets available (see p. 43)
- Adjustable levelers
- **Specify finish; and**
- **Specify grommet color**
(G1) No Grommet
(LJ) Black
(LK) Satin Nickel

48"

11-2248BR [Ⓞ] **\$554** LIST
48" x 21.8125" x 30"
LBS: 100 · CU FT: 7

42"

11-2242BR **\$511** LIST
42" x 21.8125" x 30"
LBS: 89 · CU FT: 6



Curved Bridge

- Top curved on user side
- G3 center grommet standard; optional grommets available (see p. 43)
- **Specify finish; and**
- **Specify grommet color**
(G1) No Grommet
(LJ) Black
(LK) Satin Nickel

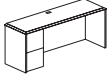
48"

11-2248BRC **\$910** LIST
22" x 48" x 30"
LBS: 100 · CU FT: 7

42"

11-2242BRC **\$868** LIST
22" x 42" x 30"
LBS: 89 · CU FT: 6


QUEST - VENEER



72" Credenza

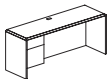
- 2 file drawers (letter or legal)
- Locking pedestal
- G3 center grommet standard; optional grommets available (see p. 43)
- Adjustable levelers
- **Specify finish, pull; and**
- **Specify back option**
(LW) Unfinished (standard) - No Upcharge
(LX) Finished - Add \$174 list
- **Specify grommet color**
(G1) No Grommet
(LJ) Black
(LK) Satin Nickel

Left

11-7222FCRL  (shown) **\$1,746 LIST**
71.8125" x 21.8125" x 30"
LBS: 220 • CU FT: 34

Right

11-7222FCRR  **\$1,746 LIST**
71.8125" x 21.8125" x 30"
LBS: 220 • CU FT: 34



72" Credenza with 3/4 Pedestal

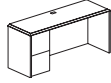
- 1 box drawer
- 1 file drawer (letter or legal)
- Locking pedestal
- G3 center grommet standard; optional grommets available (see p. 43)
- Adjustable levelers
- **Specify finish, pull; and**
- **Specify back option**
(LW) Unfinished (standard) - No Upcharge
(LX) Finished - Add \$158 list
- **Specify grommet color**
(G1) No Grommet
(LJ) Black
(LK) Satin Nickel

Left

11-7222CRL (shown) **\$1,585 LIST**
71.8125" x 21.8125" x 30"
LBS: 195 • CU FT: 34

Right

11-7222CRR **\$1,585 LIST**
71.8125" x 21.8125" x 30"
LBS: 195 • CU FT: 34



66" Credenza

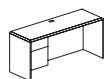
- 2 file drawers (letter or legal)
- Locking pedestal
- G3 center grommet standard; optional grommets available (see p. 43)
- Adjustable levelers
- **Specify finish, pull; and**
- **Specify back option**
(LW) Unfinished (standard) - No Upcharge
(LX) Finished - Add \$171 list
- **Specify grommet color**
(G1) No Grommet
(LJ) Black
(LK) Satin Nickel

Left

11-6622FCRL (shown) **\$1,710 LIST**
65.8125" x 21.8125" x 30"
LBS: 210 • CU FT: 28

Right

11-6622FCRR **\$1,710 LIST**
65.8125" x 21.8125" x 30"
LBS: 210 • CU FT: 28



66" Credenza with 3/4 Pedestal

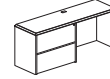
- 1 box drawer
- 1 file drawer (letter or legal)
- Locking pedestal
- G3 center grommet standard; optional grommets available (see p. 43)
- Adjustable levelers
- **Specify finish, pull; and**
- **Specify back option**
(LW) Unfinished (standard) - No Upcharge
(LX) Finished - Add \$154 list
- **Specify grommet color**
(G1) No Grommet
(LJ) Black
(LK) Satin Nickel

Left

11-6622CRL (shown) **\$1,541 LIST**
65.8125" x 21.8125" x 30"
LBS: 185 • CU FT: 28

Right


11-6622CRR **\$1,541 LIST**
65.8125" x 21.8125" x 30"
LBS: 185 • CU FT: 28



72" Lateral File Credenza

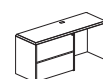
- 2 lateral file drawers (letter or legal)
- Central locking
- G3 center grommet standard; optional grommets available (see p. 43)
- Adjustable levelers
- **Specify finish, pull; and**
- **Specify back option**
(LW) Unfinished (standard) - No Upcharge
(LX) Finished - Add \$200 list
- **Specify grommet color**
(G1) No Grommet
(LJ) Black
(LK) Satin Nickel

Left

11-7222CRLL2  (shown) **\$1,996 LIST**
71.8125" x 21.8125" x 30"
LBS: 230 • CU FT: 34

Right

11-7222CRRL2  **\$1,996 LIST**
71.8125" x 21.8125" x 30"
LBS: 230 • CU FT: 34



66" Lateral File Credenza

- 2 lateral file drawers (letter or legal)
- Central locking
- G3 center grommet standard; optional grommets available (see p. 43)
- Adjustable levelers
- **Specify finish, pull; and**
- **Specify back option**
(LW) Unfinished (standard) - No Upcharge
(LX) Finished - Add \$189 list
- **Specify grommet color**
(G1) No Grommet
(LJ) Black
(LK) Satin Nickel

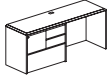
Left

11-6622CRLL2 (shown) **\$1,884 LIST**
65.8125" x 21.8125" x 30"
LBS: 211 • CU FT: 28

Right

11-6622CRRL2 **\$1,884 LIST**
65.8125" x 21.8125" x 30"
LBS: 211 • CU FT: 28

QUEST - VENEER



72" Multi File Credenza

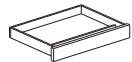
- 2 box drawers
- 1 file drawer (letter or legal)
- 1 lateral file drawer (letter or legal)
- Locking file and lateral file drawers
- G3 center grommet standard; optional grommets available (see p. 43)
- Adjustable levelers
- **Specify finish, pull; and**
- **Specify back option**
(LW) Unfinished (standard) - No Upcharge
(LX) Finished - Add \$240 list
- **Specify grommet color**
(G1) No Grommet
(LJ) Black
(LK) Satin Nickel

Left

11-7222MCRL (shown) **\$2,392 LIST**
71.8125" x 21.8125" x 30"
LBS: 230 • CU FT: 34

Right

11-7222MCRR **\$2,392 LIST**
71.8125" x 21.8125" x 30"
LBS: 230 • CU FT: 34



Center Drawer

- Center drawer with pencil tray
- 25.25" wide with bracket tabs
- **Specify finish**

16.625"

OCD 60 **\$312 LIST**
23" x 16.625" x 3"
LBS: 13 • CU FT: 2

13"

OCD1 **\$312 LIST**
(Use with bullet and P-tops)
23" x 13" x 3"
LBS: 11 • CU FT: 2



Round Glass Conference Top with Base

- Round tempered clear glass top
- High polished chrome base
- Adjustable levelers

CT1G-35 **\$601 LIST**
35" x 35" x 28.5"
LBS: 77 • CU FT: 8



Round Conference Top

- Round top
- 1 piece top
- 1 base required
- **Specify finish; and**
- **Specify power cutout**
Options are for cutout opening only. Grommets and power supplies must be ordered separately. See page 174.
(QR) No Power Cutout
To order power cutout, select location. See page 173.

48" Diameter (seats 4-5)

11-48RT **\$1,510 LIST**
48" DIAMETER X 1.1875" H
LBS: 75 • CU FT: 7

42" Diameter (seats 4)

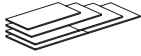
11-42RT **\$1,315 LIST**
42" DIAMETER X 1.1875" H
LBS: 60 • CU FT: 5

36" Diameter (seats 3-4)

11-36RT **\$1,138 LIST**
36" DIAMETER X 1.1875" H
LBS: 45 • CU FT: 4

Note: All round conference tops require additional weight in the base when using cylinder bases to prevent the table from tipping over. First Office provides instruction sheets and clear 6 ML bags with base. Customer must provide dry sand for the additional weight

QUEST - VENEER



Rectangular Conference Top

- Rectangular top
 - **Specify finish; and**
 - **Specify power cutout**
- Options are for cutout opening only. Grommets and power supplies must be ordered separately. See page 174.
(QR) No Power Cutout
To order power cutout, select location.
See page 173.

144" (2 piece top, 3 bases required, seats 12)

11-14448RT **\$4,413** LIST
144" x 48" x 1.1875"
LBS: 284 · CU FT: 24

120" (2 piece top, 3 bases required, seats 10)

11-12048RT **\$3,757** LIST
120" x 48" x 1.1875"
LBS: 234 · CU FT: 20

96" (1 piece top, 2 bases required, seats 8)

11-9642RT **\$2,591** LIST
96" x 42" x 1.1875"
LBS: 157 · CU FT: 13

72" (1 piece top, 2 bases required, seats 6)

11-7236RT **\$1,623** LIST
72" x 36" x 1.1875"
LBS: 114 · CU FT: 9



Racetrack Conference Top

- Racetrack top
 - **Specify finish; and**
 - **Specify power cutout**
- Options are for cutout opening only. Grommets and power supplies must be ordered separately. See page 174.
(QR) No Power Cutout
To order power cutout, select location.
See page 173.

144" (2 piece top, 3 bases required, seats 12)

11-14448AT **\$5,695** LIST
144" x 48" x 1.1875"
LBS: 274 · CU FT: 24

120" (2 piece top, 3 bases required, seats 10)

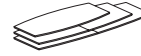
11-12048AT **\$4,555** LIST
120" x 48" x 1.1875"
LBS: 224 · CU FT: 20

96" (1 piece top, 2 bases required, seats 8)

11-9642AT **\$3,560** LIST
96" x 42" x 1.1875"
LBS: 152 · CU FT: 13

72" (1 piece top, 2 bases required, seats 6)

11-7236AT **\$2,280** LIST
72" x 36" x 1.1875"
LBS: 105 · CU FT: 9



Boat Shape Conference Top

- Boat shaped top
 - **Specify finish; and**
 - **Specify power cutout**
- Options are for cutout opening only. Grommets and power supplies must be ordered separately. See page 174.
(QR) No Power Cutout
To order power cutout, select location.
See page 173.

144" (2 piece top, 3 bases required, seats 12)

11-14448BT **\$6,406** LIST
144" x 48" x 1.1875"
LBS: 278 · CU FT: 24

120" (2 piece top, 3 bases required, seats 10)

11-12048BT **\$5,127** LIST
120" x 48" x 1.1875"
LBS: 228 · CU FT: 20

96" (1 piece top, 2 bases required, seats 8)

11-9642BT **\$4,000** LIST
96" x 42" x 1.1875"
LBS: 154 · CU FT: 13

QUEST - VENEER



Cylinder Base

- Small cylinder base
- Adjustable levelers
- Overall height 29.9375"
- Arm clearance 28.75"
- **Specify finish**

CB-16

\$972 LIST

(Use with 36" round tops)
16" DIAMETER X 28.75" H
LBS: 38 · CU FT: 10

Note: All round conference tops require additional weight in the base when using cylinder bases to prevent the table from tipping over. First Office provides instruction sheets and clear 6 ML bags with base. Customer must provide dry sand for the additional weight.



Cylinder Base

- Cylinder base
- Black reveal at bottom
- 8" x 8" wire access door
- Adjustable levelers
- Overall height 29.9375"
- Arm clearance 28.75"
- **Specify finish**

20"

CB-20

\$1,061 LIST

(Use with 42" and 48" round tops)
20" DIAMETER X 28.75" H
LBS: 80 · CU FT: 15

Note: All round conference tops require additional weight in the base when using cylinder bases to prevent the table from tipping over. First Office provides instruction sheets and clear 6 ML bags with base. Customer must provide dry sand for the additional weight.



Square Base

- Column base
- Full access door
- Adjustable levelers
- Overall height 29.9375"
- Arm clearance 28.75"
- **Specify finish**

20"

SB-20

\$996 LIST

(Use with 42" and 48" round tops)
20" x 20" x 28.75"
LBS: 59 · CU FT: 20

16"

SB-16

\$969 LIST

(Use with 36" round top)
16" x 16" x 28.75"
LBS: 40 · CU FT: 10



Panel Base

- Contemporary panel base
- Adjustable levelers
- Overall height 29.9375"
- Arm clearance 28.75"
- **Specify finish**

24"

PB-24

\$319 LIST

(Use with 8', 10' and 12' tops)
24" x 2.0625" x 28.75"
LBS: 42 · CU FT: 5

21"

PB-21

\$319 LIST

(Use with 6' tops)
21" x 2.0625" x 28.75"
LBS: 37 · CU FT: 5



Panel Base

- Contemporary panel base
- Wire pass-thru from top to bottom
- Adjustable levelers
- Overall height 29.9375"
- Arm clearance 28.75"
- **Specify finish**

24"

PBW-24

\$839 LIST

(Use with 8', 10' and 12' tops)
23.875" x 2.125" x 28.75"
LBS: 26 · CU FT: 5

21"

PBW-21

\$839 LIST

(Use with 6' tops)
21" x 2.125" x 28.75"
LBS: 22 · CU FT: 4



Panel Base

- Panel base with aluminum end caps
- Adjustable levelers
- Overall height with top 29.9375"
- Arm clearance 1.1875" top - 28.75"
- 3.75" top 26.25"
- Removable access panel for wire access
- **Specify finish**

24"

PBT-W24

\$784 LIST

(Use with 8', 10' and 12' tops)
24" x 5" x 28.75"
LBS: 42 · CU FT: 5

QUEST - VENEER



Half Cylinder Base

- Half round base
- 8" x 8" wire access door
- Adjustable levelers
- Overall height 29.9375"
- Arm clearance 28.75"
- **Specify finish**

24"

HC-24

(Use with 8', 10' and 12' tops)
24" x 12" x 28.75"
LBS: 51 • CU FT: 9

\$1,061 LIST

18"

HC-18

(Use with 6' tops)
18" x 9" x 28.75"
LBS: 45 • CU FT: 7

\$946 LIST



V-Base

- Curved base
- Wire pass-thru from top to bottom
- Adjustable levelers
- Overall height 29.9375"
- Arm clearance 28.75"
- **Specify finish**

VB-22

(Use with 6', 8', 10' and 12' tops)
22.25" x 10.375" x 28.75"
LBS: 52 • CU FT: 7

\$1,135 LIST



Metal X Base

- **Specify finish option**
(RC) Black
(RD) Pewter
- Adjustable levelers
- Arm clearance 27.75"

38"

MXB-38

(Use with 48" round top)
38" x 38" x 27.75"
LBS: 34 • CU FT: 4

\$462 LIST

32"

MXB-32

(Use with 36" and 42" round tops)
32" x 32" x 27.75"
LBS: 32 • CU FT: 4

\$209 LIST



Metal T Base

- **Specify finish option**
(RC) Black
(RD) Pewter
- Adjustable levelers
- Arm clearance 27.75"

MTB2

(Use with racetrack, rectangular,
and boat shaped tops)
34" x 2" x 27.75"
LBS: 26 • CU FT: 1

\$202 LIST



Metal X4 Base

- **Specify finish option**
(RC) Black
(RD) Pewter
- Adjustable levelers
- Arm clearance 27.75"

MX4-30

(Use with 36" and 42" round tops)
30" x 30" x 27.75"
LBS: 53 • CU FT: 4

\$608 LIST



Metal X4 Base

- **Specify finish option**
(RC) Black
(RD) Pewter
- Adjustable levelers
- Arm clearance 27.75"

MX4-38

(Use with 48" round top)
38" x 38" x 27.75"
LBS: 58 • CU FT: 4

\$766 LIST

QUEST - VENEER



MCB6-32



MCB-22



MCB-18

Metal Circular Base

- **Specify finish option**
(RC) Black
(RD) Pewter
- Adjustable levelers
- Arm clearance 27.875"

32" - 6" Diameter Post

MCB6-32

\$1,367 LIST

(Use with 48" round top)
32" DIA. X 27.875" H
LBS: 88 · CU FT: 4

24" - 4" Diameter Post

MCB-22

\$643 LIST

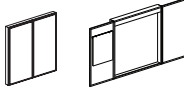
(Use with 42" round top or 42" and
48" w rectangular, racetrack or boat shaped tops)
24" DIA. X 27.875" H
LBS: 49 · CU FT: 2

20" - 3" Diameter Post

MCB-18

\$621 LIST

(Use with 36" round, 36" w racetrack
or rectangular tops)
20" DIA. X 27.875" H
LBS: 37 · CU FT: 1



Visual Board

- Fabric tackboard
- Flip chart
- Display rail with adjustable hooks for flip chart
- Non-glare marker board
- Set of 4 dry markers and eraser
- Projection screen valance
- Ledge for eraser and marker storage
- **Specify finish; and**
- **Specify grade/fabric**
Note: Priced in Grade 1 fabrics. Add \$38 list price per Grade above 1.
- COM is 1.5 yds.
- **Specify projection screen option**
(QM) No projection screen (standard)
(QP) 40" x 40" projection screen - Add \$161 list

11-4848VP

\$2,564 LIST

48" X 5.25" X 48"
LBS: 132 · CU FT: 12



QUEST - LAMINATE

Laminate:

Quality laminate panel construction using thermally-fused laminate.

Primary Worksurface:

Worksurfaces are 1.125" thick thermally-fused laminate with mitered corners. Durable scratch-resistant matte finish on all units.

Pedestals:

Full or 3/4 pedestals with full modesty panels are standard.

Wire Management:

Wire management is standard in returns, bridge units, credenzas, corner units and hutch units.

Drawers:

Engineered composite wood material with mitered corners provides excellent strength and durability. Wood grain patterned drawer sides provide a consistent appearance and are stain resistant and easily cleaned.

File Drawers:

Box and file drawers have full extension, progressive action slides with steel ball bearing suspensions. They accommodate letter or legal filing.

Locking:

Pedestal locks secure all drawers with the turn of a single key. All units are standard shipped keyed alike. Specific key requirements may be specified on the purchase order at the time the order is placed for field installation (ships separately). Removable lock cores allow for re-keying in the field. See page 3 for options and order information.

Filing:

See page 175 for diagrams of all Quest filing capabilities.

Finish Options:

- (LM2) Light Maple
- (LC2) Light Cherry
- (VM2) Vintage Mahogany
- (QE2) Quartered Espresso

Edge:



Drawer Pull Options:

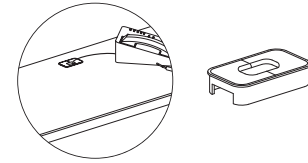


- (CD) Finger Grip (standard)
- (QA) Optix Black
- (QB) Optix Satin Nickel

Note: When selecting pull option for hutch doors, an oval pull will be used.

Standard Grommets (factory installed):

Grommets are standard on these secondary worksurfaces: returns, bridge units, credenzas, corner units and hutch units.



overall size 3.375" x 2"

inside dimensions with inserts 1.5" x .75"

inside dimensions without inserts 2.9375" x 1.5"

Optional Worksurface Grommets Location Options (factory installed):

Grommet Location Option:

- G1 No Grommet (standard) - No Upcharge
- G2 Grommet on Right - Add \$55 list
- G3 Grommet in Center - Add \$55 list
- G4 Grommet on Left - Add \$55 list
- G5 Grommets Right and Left - Add \$110 list
- G6 Grommets Right and Center - Add \$110 list
- G7 Grommets Left and Center - Add \$110 list
- G8 Grommets Right, Left, and Center - Add \$164 list

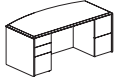
Note: Desk grommets: G1, G2, G4 and G5 only.

Note: Bridges, Returns, Credenzas are standard with G3 center grommet; for other grommet options: Add upcharge of \$55 list for grommets specified in addition to center grommet; i.e. For G5 Right and Left, add \$110 list; for G6 Right and Center, add \$55 list.

Grommet Color:

- G1 No Grommet
- LJ Black
- LK Satin Nickel

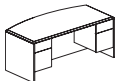
QUEST - LAMINATE



Bow Shaped Double Pedestal Desk

- Bow shaped top
- Flat edge detail on rounded portion of top
- 2 box drawers
- 3 file drawers (letter or legal)
- Locking pedestals
- Adjustable levelers
- 30" wide end panel
- Optional center drawer (see p. 73)
- **Specify finish, pull; and**
- **Specify grommet option**
(G1) No Grommet (standard) - No Upcharge
(G2) Right - Add \$55 list
(G4) Left - Add \$55 list
(G5) Right and Left - Add \$110 list
- **Specify grommet color**
(G1) No Grommet (standard)
(LJ) Black
(LK) Satin Nickel

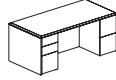
11-M7236FDPB **\$1,920** LIST
72" x 36" x 30"
LBS: 404 · CU FT: 54



Bow Shaped Double Pedestal Desk with 3/4 Pedestals

- Bow shaped top
- Flat edge detail on rounded portion of top
- 2 box drawers
- 2 file drawers (letter or legal)
- Locking pedestals
- Adjustable levelers
- 30" wide end panel
- Optional center drawer (see p. 73)
- **Specify finish, pull; and**
- **Specify grommet option**
(G1) No Grommet (standard) - No Upcharge
(G2) Right - Add \$55 list
(G4) Left - Add \$55 list
(G5) Right and Left - Add \$110 list
- **Specify grommet color**
(G1) No Grommet (standard)
(LJ) Black
(LK) Satin Nickel

11-M7236DPB **\$1,617** LIST
72" x 36" x 30"
LBS: 370 · CU FT: 54



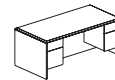
Double Pedestal Desk

- 2 box drawers
- 3 file drawers (letter or legal)
- Locking pedestals
- Adjustable levelers
- Optional center drawer (see p. 73)
- **Specify finish, pull; and**
- **Specify grommet option**
(G1) No Grommet (standard) - No Upcharge
(G2) Right - Add \$55 list
(G4) Left - Add \$55 list
(G5) Right and Left - Add \$110 list
- **Specify grommet color**
(G1) No Grommet (standard)
(LJ) Black
(LK) Satin Nickel

72"
11-M7236FDP **\$1,559** LIST
72" x 36" x 30"
LBS: 399 · CU FT: 54

66"
11-M6630FDP **\$1,541** LIST
66" x 30" x 30"
LBS: 312 · CU FT: 42

60"
11-M6030FDP **\$1,399** LIST
60" x 30" x 30"
LBS: 297 · CU FT: 36



Double Pedestal Desk with 3/4 Pedestals

- 2 box drawers
- 2 file drawers (letter or legal)
- Locking pedestals
- Adjustable levelers
- Optional center drawer (see p. 73)
- **Specify finish, pull; and**
- **Specify grommet option**
(G1) No Grommet (standard) - No Upcharge
(G2) Right - Add \$55 list
(G4) Left - Add \$55 list
(G5) Right and Left - Add \$110 list
- **Specify grommet color**
(G1) No Grommet (standard)
(LJ) Black
(LK) Satin Nickel

72"
11-M7236DP **\$1,245** LIST
72" x 36" x 30"
LBS: 365 · CU FT: 54

66"
11-M6630DP **\$1,225** LIST
66" x 30" x 30"
LBS: 299 · CU FT: 42

60"
11-M6030DP **\$1,073** LIST
60" x 30" x 30"
LBS: 284 · CU FT: 36

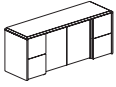


Table Desk

- Rectangular top
- Apron rails under top
- Cannot be used with center drawer
- Adjustable levelers
- **Specify finish**

11-M7236TD **\$1,268** LIST
72" x 36" x 30"
LBS: 220 · CU FT: 54

QUEST - LAMINATE



Door/Drawer Credenza

- 4 file drawers (letter or legal)
- Adjustable shelf behind doors
- Locking pedestals
- Adjustable levelers
- **Specify finish and pull**

72"

11-M7222FCRD

72" x 22" x 30"

LBS: 321 • CU FT: 34

\$1,591 LIST

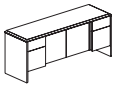
66"

11-M6622FCRD

66" x 22" x 30"

LBS: 294 • CU FT: 28

\$1,548 LIST



Door/Drawer Credenza with 3/4 Pedestals

- 2 box drawers
- 2 file drawers (letter or legal)
- Locking pedestals
- Adjustable levelers
- **Specify finish and pull**

72"

11-M7222CRD

72" x 22" x 30"

LBS: 266 • CU FT: 34

\$1,293 LIST

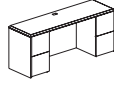
66"

11-M6622CRD

66" x 22" x 30"

LBS: 240 • CU FT: 28

\$1,240 LIST



Kneespace Credenza

- 4 file drawers (letter or legal)
- Locking pedestals
- G3 center grommet standard; optional grommets available (see p. 61)
- Adjustable levelers
- **Specify finish, pull; and Specify grommet color**
- (G1) No Grommet
- (LJ) Black
- (LK) Satin Nickel

72"

11-M7222FCR

72" x 22" x 30"

LBS: 271 • CU FT: 34

\$1,405 LIST

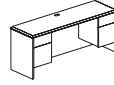
66"

11-M6622FCR

66" x 22" x 30"

LBS: 255 • CU FT: 28

\$1,366 LIST



Kneespace Credenza with 3/4 Pedestals

- 2 box drawers
- 2 file drawers (letter or legal)
- Locking pedestals
- G3 center grommet standard; optional grommets available (see p. 61)
- Adjustable levelers
- **Specify finish, pull; and Specify grommet color**
- (G1) No Grommet
- (LJ) Black
- (LK) Satin Nickel

72"

11-M7222CR

72" x 22" x 30"

LBS: 236 • CU FT: 34

\$1,082 LIST

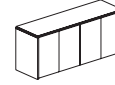
66"

11-M6622CR

66" x 22" x 30"

LBS: 225 • CU FT: 28

\$1,047 LIST



Door Credenza

- 4 doors
- Adjustable shelf behind each set of doors
- Adjustable levelers
- **Specify finish**

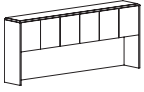
11-M7222DC

72" x 22" x 30"

LBS: 291 • CU FT: 33

\$1,822 LIST

QUEST - LAMINATE



Highback Organizer

- 6 hinged doors
- Wire management
- Optional task lights (see p. 169)
- 21.875" clearance
- **Specify finish, pull; and**
- **Specify door option**
(JB) Laminate (standard) - No Upcharge
(W7) Laminate Framed with Frosted Insert - Add \$509 list
(W8) Laminate Framed with Divider - Add \$679 list

103"

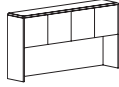
11-M10343HD6 **\$1,929** LIST
(Use with U unit comprised of 36" desk, 48" bridge, and 22" credenza)
103.3125" x 15" x 42"
LBS: 306 · CU FT: 42

97"

11-M9743HD6 **\$1,899** LIST
(Use with U unit comprised of 36" desk, 42" bridge, and 22" credenza or U unit comprised of 30" desk, 48" bridge, and 22" credenza)
97.3125" x 15" x 42"
LBS: 288 · CU FT: 39

91"

11-M9143HD6 **\$1,748** LIST
(Use with U unit comprised of 30" desk, 42" bridge, and 22" credenza)
91.3125" x 15" x 42"
LBS: 271 · CU FT: 37



Highback Organizer

- 4 hinged doors
- Wire management
- Optional task lights (see p. 169)
- 21.875" clearance
- **Specify finish, pull; and**
- **Specify door option**
(JB) Laminate (standard) - No Upcharge
(W7) Laminate Framed with Frosted Insert - Add \$340 list
(W8) Laminate Framed with Divider - Add \$452 list

81"

11-M8143HD4 **\$1,414** LIST
(Use with L unit comprised of 36" desk and 48" return)
81.3125" x 15" x 42"
LBS: 241 · CU FT: 33

75"

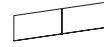
11-M7543HD4 **\$1,383** LIST
(Use with L unit comprised of 30" desk and 48" return, or 36" desk and 42" return)
75.3125" x 15" x 42"
LBS: 223 · CU FT: 30

69"

11-M7043HD4 **\$978** LIST
(Use with 72" credenza)
69.5" x 15" x 42"
LBS: 210 · CU FT: 28

63"

11-M6443HD4 **\$940** LIST
(Use with 66" credenza)
63.5" x 15" x 42"
LBS: 180 · CU FT: 26



Fabric Tackboard

- **Specify grade/fabric**
Note: Priced in Grade 1 fabrics. Add \$38 list price per Grade above 1.
- COM is 3 yds.

101" (set of 2)

FT1161 **\$505** LIST
(Use with 11-M10343HD6)
101.1875" w x 21" H
LBS: 15 · CU FT: 3

QUEST - LAMINATE



Fabric Tackboard

- **Specify grade/fabric**
Note: Priced in Grade 1 fabrics. Add \$38 list price per Grade above 1.

95" (COM is 3 yds.)

FT1162 **\$479** LIST
(Use with 11-M9743HD6)
95.1875" W X 21" H
LBS: 15 · CU FT: 3

89" (COM is 3 yds.)

FT1163 **\$479** LIST
(Use with 11-M9143HD6)
89.1875" W X 21" H
LBS: 14 · CU FT: 3

79" (COM is 2.5 yds.)

FT1164 **\$333** LIST
(Use with 11-M8143HD4)
79.1875" W X 21" H
LBS: 12 · CU FT: 2

73" (COM is 2.5 yds.)

FT1165 **\$315** LIST
(Use with 11-M7543HD4)
73.1875" W X 21" H
LBS: 11 · CU FT: 2

67" (COM is 2 yds.)

FT1166 **\$314** LIST
(Use with 11-M7043HD4)
67.375" W X 21" H
LBS: 10 · CU FT: 2

61" (COM is 2 yds.)

FT1167 **\$314** LIST
(Use with 11-M6443HD4)
61.375" W X 21" H
LBS: 9 · CU FT: 2



Wallmount Organizer

- 4 hinged doors
- Optional task lights (see p. 169)
- **Specify finish, pull; and**
- **Specify door option**
(JB) Laminate (standard) - No Upcharge
(W7) Laminate Framed with Frosted Insert - Add \$340 list
(W8) Laminate Framed with Divider - Add \$452 list

69"

11-M7015HDW4 **\$1,035** LIST
69.5" X 15" X 19.8125"
LBS: 197 · CU FT: 16

63"

11-M6415HDW4 **\$1,012** LIST
63.5" X 15" X 19.8125"
LBS: 160 · CU FT: 14



Fabric Tackboard

- **Specify grade/fabric**
Note: Priced in Grade 1 fabrics. Add \$38 list price per Grade above 1.

69.375" (COM is 2.5 yds.)

FT2116 **\$314** LIST
(Use with 11-M7015HDW4)
69.375" W X 21.75" H
LBS: 11 · CU FT: 2

63.375" (COM is 2.5 yds.)

FT2117 **\$314** LIST
(Use with 11-M6415HDW4)
63.375" W X 21.75" H
LBS: 10 · CU FT: 2



Universal Wallmount Organizer

- No shaped top
- 2 hinged doors
- 1 stationary shelf
- Optional task light (see p. 169)
- **Specify finish**

36"

11-M3615WC (shown) **\$554** LIST
36" X 15" X 18.625"
LBS: 52 · CU FT: 8

30"

11-M3015WC **\$501** LIST
30" X 15" X 18.625"
LBS: 45 · CU FT: 6



Fabric Tackboard

- **Specify grade/fabric**
Note: Priced in Grade 1 fabrics. Add \$38 list price per Grade above 1.

35.875" (COM is 1.5 yds.)

FT2118 (shown) **\$270** LIST
(Use with 11-M3615WC and 11-M3615HWO)
35.875" W X 21.75" H
LBS: 6 · CU FT: 2

29.875" (COM is 1.25 yds.)

FT2119 **\$266** LIST
(Use with 11-M3015WC and 11-M3015HWO)
29.875" W X 21.75" H
LBS: 6 · CU FT: 2

QUEST - LAMINATE



Door Cabinet

- 1 adjustable shelf, 1 stationary shelf
- Adjustable levelers
- **Specify finish and pull**

11-M3622Dc

36.5" X 22" X 30"
LBS: 159 · CU FT: 19

\$802 LIST



Lateral File

- 2 file drawers (letter or legal)
- Central locking with anti-tilt mechanism
- Adjustable levelers
- **Specify finish and pull**

11-M3622LF2

36.5" X 22" X 30"
LBS: 173 · CU FT: 19

\$844 LIST



Bookcase Organizer

- 1 adjustable shelf
- 1 stationary shelf
- Use with 11-M3622LF2
- **Specify finish**

11-M43Bc

34" X 12" X 42"
LBS: 75 · CU FT: 16

\$549 LIST



Lateral File

- 4 file drawers (letter or legal)
- Central locking with anti-tilt mechanism
- Adjustable levelers
- **Specify finish and pull**

11-M3658LF4

36.5" X 22" X 57.75"
LBS: 278 · CU FT: 33

\$1,663 LIST



Bookcase

- Adjustable levelers
- **Specify finish**

72" (3 adjustable shelves, 2 stationary shelves)

11-M72Bc

36" X 14" X 72"
LBS: 150 · CU FT: 29

\$1,028 LIST

60" (2 adjustable shelves, 2 stationary shelves)

11-M60Bc

36" X 14" X 60"
LBS: 112 · CU FT: 22

\$792 LIST

48" (2 adjustable shelves, 1 stationary shelf)

11-M48Bc

36" X 14" X 48"
LBS: 105 · CU FT: 21

\$737 LIST

30" (1 adjustable shelf, 1 stationary shelf)

11-M30Bc

36" X 14" X 30"
LBS: 78 · CU FT: 11

\$584 LIST



Mobile Pedestal

- 1 tray drawer
- 1 box drawer
- 1 file drawer (letter or legal)
- Locking pedestal
- Square edge
- **Specify finish and pull**

11-M1620MP

16.125" X 20" X 27.75"
LBS: 95 · CU FT: 7

\$742 LIST

QUEST - LAMINATE



Mobile Pedestal with Cushion

- 1 tray drawer
 - 1 file drawer (letter or legal)
 - Locking pedestal
 - Seat cushion on top of unit
 - **Specify finish, pull; and**
 - **Specify grade/fabric**
- Note: Priced in Grade 1 fabrics. Add \$38 list price per Grade above 1.
- COM requires 1 yd.

11-M1620MPC

\$855 LIST

16.125" x 20" x 20.9375"

LBS: 110 · CU FT: 6

QUEST - LAMINATE

How to order U's and L's:

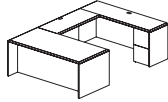
You can build a multitude of U's and L's by simply specifying the components needed such as desks, bridges, returns and credenzas. We offer these components individually so specifiers can select the exact shape and size needed.

U's:

To build a U, select a single pedestal desk with a bridge and a single pedestal credenza. Right U's require a left pedestal desk with right pedestal credenza (bridge in between). Left U's require a right pedestal desk with a left pedestal credenza (bridge in between).

L's:

To build an L, select a single pedestal desk and a return. Right L's require a left pedestal desk with right pedestal return. Left L's require a right pedestal desk with a left pedestal return.



Example of a Right U
72" x 106" x 30"

Desk:

- 2 box drawers
- 1 file drawer (letter or legal)
- Locking pedestal
- Adjustable levelers
- Optional center drawer (see p. 73)
- **Specify finish, pull; and**
- **Specify grommet option**
(G1) No Grommet (standard) - No Upcharge
(G2) Right - Add \$55 list
(G4) Left - Add \$55 list
(G5) Right and Left - Add \$110 list
- **Specify grommet color**
(G1) No Grommet (standard)
(LJ) Black
(LK) Satin Nickel

11-M7236FLPD

72" x 36" x 30"
LBS: 323 · CU FT: 54

Bridge:

- G3 center grommet standard; optional grommets available (see p. 61)
- Adjustable levelers
- **Specify finish; and**
- **Specify grommet color**
(G1) No Grommet
(LJ) Black
(LK) Satin Nickel

11-M2248BR

48" x 22" x 30"
LBS: 108 · CU FT: 7

Credenza:

- 2 file drawers (letter or legal)
- Locking pedestal
- G3 center grommet standard; optional grommets available (see p. 61)
- Adjustable levelers
- **Specify finish, pull; and**
- **Specify grommet color**
(G1) No Grommet
(LJ) Black
(LK) Satin Nickel

11-M7222FCRR

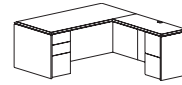
72" x 22" x 30"
LBS: 231 · CU FT: 34

\$2,799 LIST

\$1,335 LIST

\$367 LIST

\$1,097 LIST



Example of a Right L
72" x 84" x 30"

Desk:

- 2 box drawers
- 1 file drawer (letter or legal)
- Locking pedestal
- Adjustable levelers
- Optional center drawer (see p. 73)
- **Specify finish, pull; and**
- **Specify grommet option**
(G1) No Grommet (standard) - No Upcharge
(G2) Right - Add \$55 list
(G4) Left - Add \$55 list
(G5) Right and Left - Add \$110 list
- **Specify grommet color**
(G1) No Grommet (standard)
(LJ) Black
(LK) Satin Nickel

11-M7236FLPD

72" x 36" x 30"
LBS: 323 · CU FT: 54

Return:

- 2 file drawers (letter or legal)
- Locking pedestal
- G3 center grommet standard; optional grommets available (see p. 61)
- Adjustable levelers
- **Specify finish, pull; and**
- **Specify grommet color**
(G1) No Grommet (standard)
(LJ) Black
(LK) Satin Nickel

11-M2248FRPR

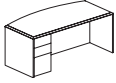
48" x 22" x 30"
LBS: 157 · CU FT: 24

\$2,174 LIST

\$1,335 LIST

\$839 LIST

QUEST - LAMINATE



72" Bow Single Pedestal Desk

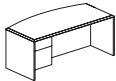
- Bow shaped top
- Flat edge detail on rounded portion of top
- 30" wide end panel
- 2 box drawers
- 1 file drawer (letter or legal)
- Locking pedestal
- Adjustable levelers
- Optional center drawer (see p. 73)
- **Specify finish, pull; and**
- **Specify grommet option**
(G1) No Grommet (standard) - No Upcharge
(G2) Right - Add \$55 list
(G4) Left - Add \$55 list
(G5) Right and Left - Add \$110 list
- **Specify grommet color**
(G1) No Grommet (standard)
(LJ) Black
(LK) Satin Nickel

Left

11-M7236FLPDB (shown) **\$1,716** LIST
72" x 36" x 30"
LBS: 371 • CU FT: 54

Right

11-M7236FRPDB **\$1,716** LIST
72" x 36" x 30"
LBS: 371 • CU FT: 54



72" Bow Single 3/4 Pedestal Desk

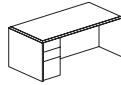
- Bow shaped top
- 30" wide end panel
- 1 box drawer
- 1 file drawer (letter or legal)
- Locking pedestal
- Adjustable levelers
- Optional center drawer (see p. 73)
- **Specify finish, pull; and**
- **Specify grommet option**
(G1) No Grommet (standard) - No Upcharge
(G2) Right - Add \$55 list
(G4) Left - Add \$55 list
(G5) Right and Left - Add \$110 list
- **Specify grommet color**
(G1) No Grommet (standard)
(LJ) Black
(LK) Satin Nickel

Left

11-M7236LPDB (shown) **\$1,420** LIST
72" x 36" x 30"
LBS: 341 • CU FT: 54

Right

11-M7236RPDB **\$1,420** LIST
72" x 36" x 30"
LBS: 341 • CU FT: 54



72" Desk

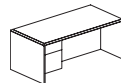
- 2 box drawers
- 1 file drawer (letter or legal)
- Locking pedestal
- Adjustable levelers
- Optional center drawer (see p. 73)
- **Specify finish, pull; and**
- **Specify grommet option**
(G1) No Grommet (standard) - No Upcharge
(G2) Right - Add \$55 list
(G4) Left - Add \$55 list
(G5) Right and Left - Add \$110 list
- **Specify grommet color**
(G1) No Grommet (standard)
(LJ) Black
(LK) Satin Nickel

Left

11-M7236FLPD (shown) **\$1,335** LIST
72" x 36" x 30"
LBS: 323 • CU FT: 54

Right

11-M7236FRPD **\$1,335** LIST
72" x 36" x 30"
LBS: 323 • CU FT: 54



72" Desk with 3/4 Pedestal

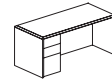
- 1 box drawer
- 1 file drawer (letter or legal)
- Locking pedestal
- Adjustable levelers
- Optional center drawer (see p. 73)
- **Specify finish, pull; and**
- **Specify grommet option**
(G1) No Grommet (standard) - No Upcharge
(G2) Right - Add \$55 list
(G4) Left - Add \$55 list
(G5) Right and Left - Add \$110 list
- **Specify grommet color**
(G1) No Grommet (standard)
(LJ) Black
(LK) Satin Nickel

Left

11-M7236LPD (shown) **\$1,087** LIST
72" x 36" x 30"
LBS: 283 • CU FT: 54

Right

11-M7236RPD **\$1,087** LIST
72" x 36" x 30"
LBS: 283 • CU FT: 54



66" Desk

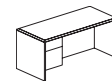
- 2 box drawers
- 1 file drawer (letter or legal)
- Locking pedestal
- Adjustable levelers
- Optional center drawer (see p. 73)
- **Specify finish, pull; and**
- **Specify grommet option**
(G1) No Grommet (standard) - No Upcharge
(G2) Right - Add \$55 list
(G4) Left - Add \$55 list
(G5) Right and Left - Add \$110 list
- **Specify grommet color**
(G1) No Grommet (standard)
(LJ) Black
(LK) Satin Nickel

Left

11-M6630FLPD (shown) **\$1,243** LIST
66" x 30" x 30"
LBS: 279 • CU FT: 42

Right

11-M6630FRPD **\$1,243** LIST
66" x 30" x 30"
LBS: 279 • CU FT: 42



66" Desk with 3/4 Pedestal

- 1 box drawer
- 1 file drawer (letter or legal)
- Locking pedestal
- Adjustable levelers
- Optional center drawer (see p. 73)
- **Specify finish, pull; and**
- **Specify grommet option**
(G1) No Grommet (standard) - No Upcharge
(G2) Right - Add \$55 list
(G4) Left - Add \$55 list
(G5) Right and Left - Add \$110 list
- **Specify grommet color**
(G1) No Grommet (standard)
(LJ) Black
(LK) Satin Nickel

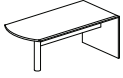
Left

11-M6630LPD (shown) **\$1,039** LIST
66" x 30" x 30"
LBS: 239 • CU FT: 42

Right

11-M6630RPD **\$1,039** LIST
66" x 30" x 30"
LBS: 239 • CU FT: 42

QUEST - LAMINATE



Bullet Table with End

- Bullet shaped top
- Flat edge detail on rounded portion of top
- 1 end panel
- 10" modesty panel
- 4" metal cylinder base
- Cannot be used as a freestanding unit
- Adjustable levelers
- Ships KD
- Optional center drawer (see p. 73)
- **Specify finish; and**
- **Specify base finish option**
(MP) Black - No Upcharge
(MQ) Satin Nickel - No Upcharge
- **Specify grommet option**
(G1) No Grommet (standard) - No Upcharge
(KP) Grommet - Add \$55 list
- **Specify grommet color**
(G1) No Grommet (standard)
(LJ) Black
(LK) Satin Nickel

Left (end panel on right)

72"

11-M7236LBTF/CB4 (shown) **\$1,215** LIST
72" x 36" x 30"
LBS: 163 · CU FT: 15

66"

11-M6630LBTF/CB4 **\$1,169** LIST
66" x 30" x 30"
LBS: 139 · CU FT: 12

Right (end panel on left)

72"

11-M7236RBTF/CB4 **\$1,215** LIST
72" x 36" x 30"
LBS: 163 · CU FT: 15

66"

11-M6630RBTF/CB4 **\$1,169** LIST
66" x 30" x 30"
LBS: 139 · CU FT: 12



Rectangular Bullet Table with End Panel/ Square Base

- Rectangular shaped top
- 1 end panel
- 10" modesty panel
- 4" square base
- Cannot be used as a freestanding unit
- Adjustable levelers
- Ships KD
- Optional center drawer (see p. 73)
- **Specify finish; and**
- **Specify grommet option**
(G1) No Grommet (standard) - No Upcharge
(KP) Grommet - Add \$55 list
- **Specify grommet color**
(G1) No Grommet (standard)
(LJ) Black
(LK) Satin Nickel

Left (end panel on right)

72"

11-M7236LSBTF/SB4 (shown) **\$1,240** LIST
72" x 36" x 30"
LBS: 163 · CU FT: 15

66"

11-M6630LSBTF/SB4 **\$1,190** LIST
66" x 30" x 30"
LBS: 139 · CU FT: 12

Right (end panel on left)

72"

11-M7236RSBTF/SB4 **\$1,240** LIST
72" x 36" x 30"
LBS: 163 · CU FT: 15

66"

11-M6630RSBTF/SB4 **\$1,190** LIST
66" x 30" x 30"
LBS: 139 · CU FT: 12



Corner Unit

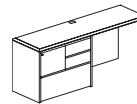
- Grommet in top
- Adjustable levelers
- 10" end panel
- Grommets in end panels
- **Specify finish; and**
- **Specify grommet color**
(LJ) Black
(LK) Satin Nickel

42"

11-M4242CU **\$1,160** LIST
42" x 42" x 30"
LBS: 195 · CU FT: 37

38"

11-M3838CU **\$926** LIST
38" x 38" x 30"
LBS: 160 · CU FT: 31



72" Multi File Return

- 2 box drawers
- 1 file drawer (letter or legal)
- 1 lateral file drawer (letter or legal)
- Locking file and lateral file drawers
- G3 center grommet standard; optional grommets available (see p. 61)
- Adjustable levelers
- **Specify finish, pull; and**
- **Specify grommet color**
(G1) No Grommet
(LJ) Black
(LK) Satin Nickel

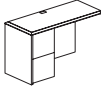
Left

11-M7222MRPL (shown) **\$1,371** LIST
72" x 22" x 30"
LBS: 236 · CU FT: 34

Right

11-M7222MRPR **\$1,371** LIST
72" x 22" x 30"
LBS: 236 · CU FT: 34

QUEST - LAMINATE



48" Return

- 2 file drawers (letter or legal)
- Locking pedestal
- G3 center grommet standard; optional grommets available (see p. 61)
- Adjustable levelers
- **Specify finish, pull; and**
- **Specify grommet color**
(G1) No Grommet
(LJ) Black
(LK) Satin Nickel

Left

11-M2248FLPR (shown) **\$839** LIST
48" x 22" x 30"
LBS: 157 · CU FT: 24

Right

11-M2248FRPR **\$839** LIST
48" x 22" x 30"
LBS: 157 · CU FT: 24



42" Return

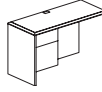
- 2 file drawers (letter or legal)
- Locking pedestal
- G3 center grommet standard; optional grommets available (see p. 61)
- Adjustable levelers
- **Specify finish, pull; and**
- **Specify grommet color**
(G1) No Grommet
(LJ) Black
(LK) Satin Nickel

Left

11-M2242FLPR (shown) **\$788** LIST
42" x 22" x 30"
LBS: 145 · CU FT: 21

Right

11-M2242FRPR **\$788** LIST
42" x 22" x 30"
LBS: 145 · CU FT: 21



48" Return with 3/4 Pedestal

- 1 box drawer
- 1 file drawer (letter or legal)
- Locking pedestal
- G3 center grommet standard; optional grommets available (see p. 61)
- Adjustable levelers
- **Specify finish, pull; and**
- **Specify grommet color**
(G1) No Grommet
(LJ) Black
(LK) Satin Nickel

Left

11-M2248LPR (shown) **\$765** LIST
48" x 22" x 30"
LBS: 142 · CU FT: 24

Right

11-M2248RPR **\$765** LIST
48" x 22" x 30"
LBS: 142 · CU FT: 24



42" Return with 3/4 Pedestal

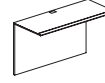
- 1 box drawer
- 1 file drawer (letter or legal)
- Locking pedestal
- G3 center grommet standard; optional grommets available (see p. 61)
- Adjustable levelers
- **Specify finish, pull; and**
- **Specify grommet color**
(G1) No Grommet
(LJ) Black
(LK) Satin Nickel

Left

11-M2242LPR (shown) **\$681** LIST
42" x 22" x 30"
LBS: 130 · CU FT: 21

Right

11-M2242RPR **\$681** LIST
42" x 22" x 30"
LBS: 130 · CU FT: 21



Bridge

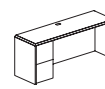
- G3 center grommet standard; optional grommets available (see p. 61)
- Adjustable levelers
- **Specify finish; and**
- **Specify grommet color**
(G1) No Grommet
(LJ) Black
(LK) Satin Nickel

48"

11-M2248BR **\$367** LIST
48" x 22" x 30"
LBS: 107 · CU FT: 7

42"

11-M2242BR **\$351** LIST
42" x 22" x 30"
LBS: 95 · CU FT: 6



72" Credenza

- 2 file drawers (letter or legal)
- Locking pedestal
- G3 center grommet standard; optional grommets available (see p. 61)
- Adjustable levelers
- **Specify finish, pull; and**
- **Specify grommet color**
(G1) No Grommet
(LJ) Black
(LK) Satin Nickel

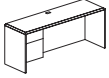
Left

11-M7222FCRL (shown) **\$1,097** LIST
72" x 22" x 30"
LBS: 231 · CU FT: 34

Right

11-M7222FCRR **\$1,097** LIST
72" x 22" x 30"
LBS: 231 · CU FT: 34

QUEST - LAMINATE



72" Credenza with 3/4 Pedestal

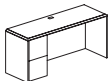
- 1 box drawer
- 1 file drawer (letter or legal)
- Locking pedestal
- G3 center grommet standard; optional grommets available (see p. 61)
- Adjustable levelers
- **Specify finish, pull; and**
- **Specify grommet color**
(G1) No Grommet
(LJ) Black
(LK) Satin Nickel

Left

11-M7222CRL (shown) **\$952 LIST**
72" x 22" x 30"
LBS: 206 • CU FT: 34

Right

11-M7222CRR **\$952 LIST**
72" x 22" x 30"
LBS: 206 • CU FT: 34



66" Credenza

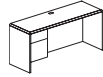
- 2 file drawers (letter or legal)
- Locking pedestal
- G3 center grommet standard; optional grommets available (see p. 61)
- Adjustable levelers
- **Specify finish, pull; and**
- **Specify grommet color**
(G1) No Grommet
(LJ) Black
(LK) Satin Nickel

Left

11-M6622FCRL (shown) **\$1,086 LIST**
66" x 22" x 30"
LBS: 220 • CU FT: 28

Right

11-M6622FCRR **\$1,086 LIST**
66" x 22" x 30"
LBS: 220 • CU FT: 28



66" Credenza with 3/4 Pedestal

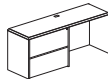
- 1 box drawer
- 1 file drawer (letter or legal)
- Locking pedestal
- G3 center grommet standard; optional grommets available (see p. 61)
- Adjustable levelers
- **Specify finish, pull; and**
- **Specify grommet color**
(G1) No Grommet
(LJ) Black
(LK) Satin Nickel

Left

11-M6622CRL (shown) **\$916 LIST**
66" x 22" x 30"
LBS: 195 • CU FT: 28

Right

11-M6622CRR **\$916 LIST**
66" x 22" x 30"
LBS: 195 • CU FT: 28



72" Lateral File Credenza

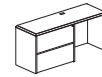
- 2 lateral file drawers (letter or legal)
- Central locking
- G3 center grommet standard; optional grommets available (see p. 61)
- Adjustable levelers
- **Specify finish, pull; and**
- **Specify grommet color**
(G1) No Grommet
(LJ) Black
(LK) Satin Nickel

Left

11-M7222CRL2 (shown) **\$1,330 LIST**
72" x 22" x 30"
LBS: 241 • CU FT: 34

Right

11-M7222CRL2 **\$1,330 LIST**
72" x 22" x 30"
LBS: 241 • CU FT: 34



66" Lateral File Credenza

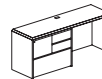
- 2 lateral file drawers (letter or legal)
- Central locking
- G3 center grommet standard; optional grommets available (see p. 61)
- Adjustable levelers
- **Specify finish, pull; and**
- **Specify grommet color**
(G1) No Grommet
(LJ) Black
(LK) Satin Nickel

Left

11-M6622CRL2 (shown) **\$1,288 LIST**
66" x 22" x 30"
LBS: 221 • CU FT: 28

Right

11-M6622CRL2 **\$1,288 LIST**
66" x 22" x 30"
LBS: 221 • CU FT: 28



72" Multi File Credenza

- 2 box drawers
- 1 file drawer (letter or legal)
- 1 lateral file drawer (letter or legal)
- Locking file and lateral file drawers
- G3 center grommet standard; optional grommets available (see p. 61)
- Adjustable levelers
- **Specify finish, pull; and**
- **Specify grommet color**
(G1) No Grommet
(LJ) Black
(LK) Satin Nickel

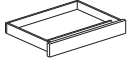
Left

11-M7222MCRL (shown) **\$1,370 LIST**
72" x 22" x 30"
LBS: 241 • CU FT: 34

Right

11-M7222MCRR **\$1,370 LIST**
72" x 22" x 30"
LBS: 241 • CU FT: 34

QUEST - LAMINATE



Center Drawer

- Center drawer with pencil tray
- 25.25" wide with bracket tabs
- Specify finish

16.625"

11-MOCD

23" x 16.625" x 3"
LBS: 13 · CU FT: 2

13"

11-MOCD1

(Use with bullet tops)
23" x 13" x 3"
LBS: 11 · CU FT: 2

\$305 LIST

\$305 LIST



Round Conference Top

- Square edge profile
 - 1.125" thick round top
 - 1 base required
 - Specify finish; and
 - Specify power cutout
- Options are for cutout opening only. Grommets and power supplies must be ordered separately. See page 174.
(QR) No Power Cutout
To order power cutout, select location.
See page 173.

11-M42RT

42" DIAMETER X 1.125" H
LBS: 60 · CU FT: 5

\$504 LIST

Note: Round conference top requires additional weight in the base when using cylinder base to prevent the table from tipping over. First Office provides instruction sheets and clear 6 ML bags with base. Customer must provide dry sand for the additional weight.



Cylinder Base

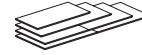
- Laminate cylinder base
- Adjustable levelers
- 8" x 8" wire access door
- Overall height with top 29.875"
- Arm clearance: 1.125" top - 28.75"
- Specify finish

11-M20CB

(Use with 42" tops)
20" DIAMETER X 28.75" H
LBS: 40 · CU FT: 11

\$845 LIST

Note: All round conference tops require additional weight in the base when using cylinder bases to prevent the table from tipping over. First Office provides instruction sheets and clear 6 ML bags with base. Customer must provide dry sand for the additional weight.



Rectangular Conference Top

- Square edge profile
 - Rectangular top
 - Specify finish; and
 - Specify power cutout
- Options are for cutout opening only. Grommets and power supplies must be ordered separately. See page 174.
(QR) No Power Cutout
To order power cutout, select location.
See page 173.

144" (2 piece top, 3 bases required, seats 12)

11-M14448RT

144" x 48" x 1.125"
LBS: 332 · CU FT: 24

\$1,445 LIST

120" (2 piece top, 3 bases required, seats 10)

11-M12048RT

120" x 48" x 1.125"
LBS: 274 · CU FT: 20

\$1,383 LIST

96" (1 piece top, 2 bases required, seats 8)

11-M9642RT

96" x 42" x 1.125"
LBS: 185 · CU FT: 13

\$995 LIST

72" (1 piece top, 2 bases required, seats 6)

11-M7236RT

72" x 36" x 1.125"
LBS: 132 · CU FT: 9

\$538 LIST

QUEST - LAMINATE



Panel Base

- Adjustable levelers
- Overall height with top 29.875"
- Arm clearance 1.125" top - 28.75"
- **Specify finish**

24"

11-M24PB

(Use with 42" and 48" w tops)

24" x 2.0625" x 28.75"

LBS: 42 • CU FT: 5

\$232 LIST

21"

11-M21PB

(Use with 36" w top)

21" x 2.0625" x 28.75"

LBS: 37 • CU FT: 5

\$232 LIST



Panel Base

- Contemporary panel base
- Wire pass-thru from top to bottom
- Adjustable levelers
- Overall height 29.875"
- Arm clearance 28.75"
- **Specify finish**

24"

11-M24PBW

(Use with 42" and 48" w tops)

23.875" x 2.125" x 28.75"

LBS: 26 • CU FT: 5

\$568 LIST

21"

11-M21PBW

(Use with 36" w top)

21" x 2.125" x 28.75"

LBS: 22 • CU FT: 4

\$568 LIST



Panel Base

- Panel base with aluminum end caps
- Adjustable levelers
- Overall height with top 29.9375"
- Arm clearance 1.125" top - 28.75"
- Removable access panel for wire access
- **Specify finish**

PBT-M24

(Use with 8', 10' and 12' tops)

24" x 5" x 28.75"

LBS: 42 • CU FT: 5

\$695 LIST



Ellipse Base

- Laminate ellipse base
- Adjustable levelers
- Overall height with top 29.875"
- Arm clearance 1.125" top - 28.75"
- **Specify finish**

11-M24EB

(Use with 42" and 48" w tops)

24" x 6" x 28.75"

LBS: 50 • CU FT: 5

\$845 LIST



V-Base

- Curved base
- Wire pass-thru from top to bottom
- Adjustable levelers
- Overall height 29.875"
- Arm clearance 28.75"
- **Specify finish**

11-M22VB

(Use with 36", 42" and 48" w tops)

22.25" x 10.375" x 28.75"

LBS: 52 • CU FT: 7

\$844 LIST



Metal X Base

- **Specify finish option**
(RC) Black
(RD) Pewter
- Adjustable levelers
- Arm clearance 27.75"

38"

MXB-38

(Use with 48" w top)

38" x 38" x 27.75"

LBS: 34 • CU FT: 4

\$462 LIST

32"

MXB-32

(Use with 36" and 42" w tops)

32" x 32" x 27.75"

LBS: 32 • CU FT: 4

\$209 LIST

QUEST - LAMINATE



Metal T Base

- Specify finish option
(RC) Black
(RD) Pewter
- Adjustable levelers
- Arm clearance 27.75"

MTB2

(Use with 36", 42" and 48" w tops)
34" x 2" x 27.75"
LBS: 26 · CU FT: 1

\$202 LIST



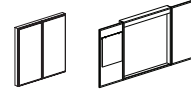
Metal X4 Base

- Specify finish option
(RC) Black
(RD) Pewter
- Adjustable levelers
- Arm clearance 27.75"

MX4-38

(Use with 48" w top)
38" x 38" x 27.75"
LBS: 58 · CU FT: 4

\$766 LIST



Visual Board

- Fabric tackboard
- Flip chart
- Display rail with adjustable hooks for flip chart
- Non-glare marker board
- Set of 4 dry markers and eraser
- Projection screen valance
- Ledge for eraser and marker storage
- Specify finish; and
- Specify grade/fabric
Note: Priced in Grade 1 fabrics. Add \$38 list price per Grade above 1.
- COM is 1.5 yds.
- Specify projection screen option
(QM) No projection screen (standard)
(QP) 40" x 40" projection screen - Add \$161 list

11-M4848VP

\$1,389 LIST

48" x 5.25" x 48"
LBS: 132 · CU FT: 12



Metal X4 Base

- Specify finish option
(RC) Black
(RD) Pewter
- Adjustable levelers
- Arm clearance 27.75"

MX4-30

(Use with 36" and 42" w tops)
30" x 30" x 27.75"
LBS: 53 · CU FT: 4

\$608 LIST



MCB6-32



MCB-22



MCB-18

Metal Circular Base

- Specify finish option
(RC) Black
(RD) Pewter
- Adjustable levelers
- Arm clearance 27.875"

32" - 6" Diameter Post

MCB6-32

(Use with 48" top)
32" DIA. X 27.875" H
LBS: 88 · CU FT: 4

\$1,367 LIST

24" - 4" Diameter Post

MCB-22

(Use with 42" top)
24" DIA. X 27.875" H
LBS: 49 · CU FT: 2

\$643 LIST

20" - 3" Diameter Post

MCB-18

(Use with 36" top)
20" DIA. X 27.875" H
LBS: 37 · CU FT: 1

\$621 LIST

QUEST - LAMINATE



Squircle End Table

- Thermally-fused laminate with laminate edge
- Tubular chromed metal base
- **Specify finish and square edge (EY)**

LT02-M2323CT

\$464 LIST

23" x 23" x 21.75"
LBS: 17 · CU FT: 6



Squircle Magazine Table

- Thermally-fused laminate with laminate edge
- Tubular chromed metal base
- **Specify finish and square edge (EY)**

LT02-M3434MT

\$683 LIST

34.25" x 34.25" x 16.75"
LBS: 32 · CU FT: 13



Square End Table

- Thermally-fused laminate with 1mm PVC square edge
- **Specify finish**

LT03-M2222CT

\$564 LIST

22" x 22" x 20.125"
LBS: 48 · CU FT: 10



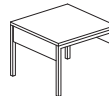
Squircle Magazine Table

- Thermally-fused laminate with laminate edge
- Tubular chromed metal base
- **Specify finish and square edge (EY)**

LT02-M2323MT

\$410 LIST

23" x 23" x 16.75"
LBS: 18 · CU FT: 7



Rectangular End Table

- Thermally-fused laminate with 1mm PVC square edge
- **Specify finish**

LT03-M2622CT

\$579 LIST

26" x 22" x 20.125"
LBS: 52 · CU FT: 10