

# MEDAL SIDE

**Frame Construction:**

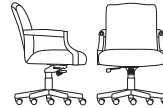
Medal side chairs feature hardwood frames, double-doweled or tenoned, corner blocked, glued, and screwed for maximum strength. A tough Euroluxe finish is utilized to provide enhanced dent and scratch resistance.

**Seat Construction:**

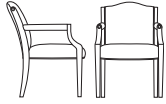
Multi-tiered poly seats feature polypropylene seat webbing for long-lasting support and comfort. Polyurethane foam in seat cushions and back cushions provides high resiliency and comfort.

**Companion:**

This collection features a companion swivel chair. See page 355.



# MEDAL SIDE



## Medal Side with Framed Upholstered Back

- Solid hardwood frame
- Open arms
- Upholstered arms
- Upholstered seat and framed upholstered back
- **Specify finish and grade/fabric**

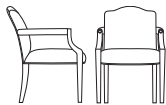
### F48037

24" X 28" X 32.25"

LBS: 30 · CU FT: 22 · SEAT WIDTH: 19.5" · SEAT DEPTH: 19" · SEAT HEIGHT: 18"

ARM HEIGHT: 7.5" · INSIDE BACK HEIGHT: 16" · COM: 2.5 YDS · COL: 50 SQ FT

	COM		COL										LV	L1	L2	L3
GRADE	1	2	3	4	5	6	7	8	9	10	11	12	NA	1353	1483	1644
LIST	1018	1051	1107	1174	1241	1308	1374	1447	1553	1664	1809	2032	NA	1353	1483	1644



## Medal Side with Fully Upholstered Back

- Solid hardwood frame
- Open arms
- Upholstered arms
- Upholstered seat and back
- **Specify finish and grade/fabric**

### F48137

24" X 28" X 32.25"

LBS: 30 · CU FT: 22 · SEAT WIDTH: 19.5" · SEAT DEPTH: 19" · SEAT HEIGHT: 18"

ARM HEIGHT: 7.5" · INSIDE BACK HEIGHT: 16" · COM: 2.5 YDS · COL: 50 SQ FT

	COM		COL										LV	L1	L2	L3
GRADE	1	2	3	4	5	6	7	8	9	10	11	12	NA	1353	1483	1644
LIST	1018	1051	1107	1174	1241	1308	1374	1447	1553	1664	1809	2032	NA	1353	1483	1644